



PSE&G

We make things work for you.

Your energy bill

Message Center

**** PAST DUE REMINDER ****

1-800-357-2262 (Mon-Fri, 7:30 AM - 8:00 PM)

Your bill for service is unpaid and past due. Payment of \$317,033.79 must be received by 5/25/2018 or your account may be removed from the PSE&G collective billing process. As a result, service on individual accounts may be discontinued. If service is discontinued, a reconnection fee of \$45.00 will be charged for each service that is shut off. Service may not be restored on the same day. Delinquent bills result in a poor PSE&G Credit Rating.

Electric bill savings. This bill reflects a BPU approved change in the delivery portion of your bill effective April 1, 2018 resulting from an overall decrease in the Electric Base Rates due to an increase in the Societal Benefits Charge offset by a decrease in rates due to the 2017 Tax Cuts and Jobs Act. The typical residential customer using 7,200 kilowatthours per year will see an annual decrease of \$13.84 or approximately 1.1%. Tariff information is also available at pseg.com/tariffs.

How to contact us

1-855-BIZ-PSEG (249-7734)

Customer service: 7am to 5:30pm Mon to Fri, Closed on weekends and holidays

Emergencies / outages: 24 hours daily

TTY for the hearing impaired 1 800 225-0072

Visit pseg.com/myaccount to access your account anytime

Text us. Register for MyAlerts by texting **REG** to 4PSEG(47734)
> Text **OUT** to report an outage.

[facebook.com/pseg](https://www.facebook.com/pseg)

twitter.com/psegdelivers

Past due reminder

Total amount due

\$345,115.90

Please pay by

May 25, 2018

Bill date: May 11, 2018

April

**TWP OF MONTCLAIR
MONTCLAIR TWP OF**

**ACCOUNT NUMBER
1301150401**

Your billing summary for 20 accounts

Balance remaining from your last bill

PSE&G balance from last bill	\$321,356.54
Balance remaining from your last bill	\$321,356.54

This month's charges and credits

Gas charges - PSE&G	\$16,213.56
Plus Electric charges - PSE&G	\$7,252.89
Plus Unmetered charges - PSE&G	\$1,304.52
Plus Electric supply charges - DIRECT ENERGY BUSINESS, LLC	\$3,309.14
Plus Electric supply charges - TriEagle Energy, LP - not available	
Plus Meter Product Charges	\$2.00
Plus Other PSE&G Credits and Charges	-\$4,322.75
This month's charges and credits	\$23,759.36

Total amount due by May 25, 2018 \$345,115.90

SUMMARY

Page 1 of 22

Account number	13 011 504 01
Total amount due	\$345,115.90
Please pay by	May 25, 2018

Amount enclosed

\$



PSE&G

We make things work for you.

PAY YOUR WAY, 24/7

We offer a variety of methods that make it easy to pay your bill. See reverse side for more information.

TWP OF MONTCLAIR
MONTCLAIR TWP OF
205 CLAREMONT AVE
MONTCLAIR NJ 07042-3401

PSE&G CO
PO BOX 14444
NEW BRUNSWICK NJ 08906-4444

1301150401 0345115902 03451159021

Location Summary

Name and service location	Account number	Account summary	Amount	Usage Details (page #)
B O E MONTCLAIR 25 MAPLE AVE GLENFIELD MONTCLAIR TWP NJ	4245518405	PSE&G balance from last bill Current charges Total amount due	\$39,120.20 \$2,364.27 \$41,484.47	Pg. 4
TWP OF MONTCLAIR 141 PARK ST HIGH SCH MONTCLAIR TWP NJ	4245600500	PSE&G balance from last bill Current charges Total amount due	\$35,387.01 \$1,060.56 \$36,447.57	Pg. 5
MONTCLAIR BD OF ED CHAMPLAIN TER O/B-FIELD MONTCLAIR TWP NJ	7337837003	PSE&G balance from last bill Current charges Total amount due	\$45.20 \$6.19 \$51.39	Pg. 6
B O E MONTCLAIR 32 CEDAR AVE NISHUANE MONTCLAIR TWP NJ	7337837100	PSE&G balance from last bill Current charges Total amount due	\$16,304.71 \$620.80 \$16,925.51	Pg. 7
B O E MONTCLAIR 20 EDMONT RD EDMONT MONTCLAIR TWP NJ	7337837208	PSE&G balance from last bill Current charges Total amount due	\$16,936.94 \$641.00 \$17,577.94	Pg. 7
B O E MONTCLAIR 22 VALLEY RD BD OF ED MONTCLAIR TWP NJ	7337837305	PSE&G balance from last bill Current charges Total amount due	\$60,995.37 \$10,789.38 \$71,784.75	Pg. 9
B O E MONTCLAIR 299 N FULLERTON AVE WATCHUNG MONTCLAIR TWP NJ	7337837402	PSE&G balance from last bill Current charges Total amount due	\$25,382.12 \$2,450.89 \$27,833.01	Pg. 11
MONTCLAIR TWP OF 173 BELLEVUE AVE GAS ACCT MONTCLAIR TWP NJ	7337837518	PSE&G balance from last bill Current charges Total amount due	\$547.76 \$79.87 \$627.63	Pg. 12
MONTCLAIR TWP OF 28 ESSEX AVE MONTCLAIR TWP NJ	7337837607	PSE&G balance from last bill Current charges Total amount due	\$19,742.66 \$928.32 \$20,670.98	Pg. 13
B O E MONTCLAIR 603 GROVE ST N W ELEM MONTCLAIR TWP NJ	7337837704	PSE&G balance from last bill Current charges Total amount due	\$29,473.06 \$988.77 \$30,461.83	Pg. 14

IT'S YOUR BILL. HOW YOU PAY IS YOUR CHOICE.

Online or phone

Make a payment anytime from a checking or savings account with *MyAccount* or our automated telephone services.

Online:
pseg.com/myaccount

Phone: 1-800-553-7734
Mon-Fri 7am-8pm.
Sat-Sun 7am-5pm

Pay by text:
Text PAY to 4PSEG (47734)

Automatic bill pay

Automatic payments from your bank. Skip checks and stamps. Never worry about due dates.

Enroll at:
pseg.com/myaccount

Credit card

Pay your bill with a credit card online or by phone (fee applies).

Online:
pseg.com/myaccount

Phone:
1-888-575-6273

In person

Payments are accepted at any customer service center or authorized location.

Locations can be found at
pseg.com/csc

By mail

Make your check payable to PSE&G and write your account number on your check. Do not fold your check and do not attach it to the payment slip with a staple, paper clip or tape.

When you pay by check, you authorize PSE&G to make a one-time electronic fund transfer from your account, in the amount of your check. If you prefer not to authorize us, call 1-800-436-PSEG.



Location Summary (continued)

Name and service location	Account number	Account summary	Amount	Usage Details (page #)
MONTCLAIR TWP OF MIDLAND AVE MONTCLAIR TWP NJ	7337837801	PSE&G balance from last bill Current charges Total amount due	\$33.68 \$4.22 \$37.90	Pg. 16
MONTCLAIR TWP OF CHURCH ST & NW COR MONTCLAIR TWP NJ	7337837909	PSE&G balance from last bill Current charges Total amount due	\$84.96 \$7.72 \$92.68	Pg. 16
TWP OF MONTCLAIR 141 PARK ST GAS ACCT MONTCLAIR TWP NJ	7337838018	PSE&G balance from last bill Current charges Total amount due	\$16,943.73 \$576.33 \$17,520.06	Pg. 17
MONTCLAIR TWP OF 41 CHESTNUT ST ARENA MONTCLAIR TWP NJ	7337838107	PSE&G balance from last bill Current charges Total amount due	\$708.98 \$0.00 \$708.98	Pg. 18
MONTCLAIR TWP OF 54 ORANGE RD MONTCLAIR TWP NJ	7337838204	PSE&G balance from last bill Current charges Total amount due	\$8,485.28 \$475.75 \$8,961.03	Pg. 18
TWP OF MONTCLAIR 32 CEDAR AVE MONTCLAIR TWP NJ	7337838301	PSE&G balance from last bill Current charges Total amount due	\$13,651.64 \$596.38 \$14,248.02	Pg. 18
B O E MONTCLAIR 176 N FULLERTON AVE RENA MID MONTCLAIR TWP NJ	7337838409	PSE&G balance from last bill Current charges Total amount due	\$22,876.44 \$872.11 \$23,748.55	Pg. 19
B O E MONTCLAIR VARIOUS LOCATIONS LTG MONTCLAIR TWP NJ	7337838506	PSE&G balance from last bill Current charges Total amount due	\$14,364.89 \$1,272.41 \$15,637.30	Pg. 20
MONTCLAIR TWP OF 176 N FULLERTON AVE MONTCLAIR TWP NJ	7337838603	PSE&G balance from last bill Current charges Total amount due	\$271.91 \$24.39 \$296.30	Pg. 21
MONTCLAIR TWP OF 41 CHESTNUT ST ARENA MONTCLAIR TWP NJ	7389579005	Current charges Total amount due	\$0.00 \$0.00	Pg. 22
Total Amount For 20 Accounts			\$345,115.90	

Under applicable tax law, the State Sales and Use Tax and corporate business tax are imposed upon the energy you have used.

 **ACCOUNT NUMBER**
4245518405

 **SERVICE ADDRESS**
25 MAPLE AVE GLENFIELD
MONTCLAIR TWP NJ

 **NEXT METER READING** June 12, 2018

Details of your gas charges

Your rate: *Large Volume Gas (LVG)*

Meter # 3832932

Actual reading Apr 17, 2018	166032	
<i>Less</i> Actual reading Mar 16, 2018	160672	
Difference	5,360	
Converted to CCF x 1.012	5,424.320	
Converted to therms x 1.036	5,619.596	
Total gas you used in 32 days	5,619.596	therms

Delivery charges

Monthly service charge		\$106.75
Charges for delivering gas to you:		
For the First: 2,164.661 therms x \$0.044016		\$95.28
For the Next: 469.000 therms x \$0.050490		\$23.68
For the Next: 2,454.935 therms x \$0.041940		\$102.96
For the Next: 531.000 therms x \$0.043936		\$23.33
Societal Benefits 5,619.596 therms x \$0.043795		\$246.11
<i>This charge recovers the cost of government mandated programs designed to achieve public policy goals, such as energy conservation.</i>		

Total gas delivery charges \$598.11

 **Total gas charges \$598.11**

Details of your electric charges

Your rate: *Large Power & Lighting Secondary (LPLS)*

Meter # 9206404	Usage
Reading Apr 12, 2018	
On-Peak Actual	6549
Off-Peak1	0
Off-Peak2	0
Reading Mar 14, 2018	
<i>Less</i> On-Peak Actual	6388
<i>Less</i> Off-Peak1	0
<i>Less</i> Off-Peak2	0
Multiplier	400
Total On kWh	35,528
Total Off kWh	28,914
Total kWh	64,442

Gas Deliveries

Bill Period deliveries	5,197.22
Imbalance	422.38

The imbalance of 422.38 will be applied to your Gas Deliveries in the month of July. The amount and month applied may differ if you are switching third party suppliers or your account requires an adjustment.

Price to compare

A history of PSE&G's monthly Basic Gas Supply Service (BGSS) prices are located on our website at www.pseg.com.

Your PoD ID is: PG000010408143545191 --
Your PoD ID is your Point of Delivery identification within PSE&G's system.

BILLED DEMAND

Annual Demand kW 449.20

MEASURED DEMAND

On-Peak kW 224.60

Off-Peak2 kW 220.00

SUPPLY CAPACITY

Generation kW 84.970

Transmission kW 85.330

Delivery charges

Monthly service charge		\$370.81
Charges for delivering electric to you:		
Annual Demand	449.200 kW x \$1.870169	\$840.08
	<i>The highest Measured Demand in any time period in the current month.</i>	
kWh - On-peak	35,528 kWh x \$0.001047	\$37.20
	<i>Energy consumed between 8am-10pm, Monday to Friday.</i>	
kWh - Off-peak	28,914 kWh x \$0.001047	\$30.27
	<i>Energy consumed outside peak hours.</i>	
Societal Benefits	64,442 kWh x \$0.007539	\$485.80
Total electric delivery charges		\$1,764.16

Price to compare

You are currently buying your electricity from another supplier. If you had been purchasing your electric supply from PSE&G, your cost would be \$5,184.40. This is your price to compare. It varies from month to month depending on your usage.

Your PoD ID is: PE000010408144345191

 **Total electric charges** **\$1,764.16**




Meter products and services

Meter	Description	Amount
E 626051179	Elec Web (Internet Access)	\$2.00
Total meter products and services		\$2.00

Electric supply charges - DIRECT ENERGY BUSINESS, LLC

Through the CHOICE Program, you have chosen to purchase electricity from DIRECT ENERGY BUSINESS, LLC. If you have any questions about the electric supply charges below, please contact them directly at (888) 925-9115.

Electric Supplier Charges Are Not Available

 ACCOUNT NUMBER 4245600500	 SERVICE ADDRESS 141 PARK ST HIGH SCH MONTCLAIR TWP NJ	 NEXT METER READING June 12, 2018
-------------------------------------------------------------------------------------------------------------------------	--------------------------------------------------------------------------------------------------------------------------------------------------------	------------------------------------------------------------------------------------------------------------------------------

Details of your electric charges

Your rate: *Large Power & Lighting Secondary (LPLS)*

Meter # 9213519	Usage
Reading Apr 12, 2018	
On-Peak Actual	7784
Off-Peak1	0
Off-Peak2	0
Reading Mar 14, 2018	
Less On-Peak Actual	7623
Less Off-Peak1	0
Less Off-Peak2	0
Multiplier	200
Total On kWh	19,489
Total Off kWh	12,835
Total kWh	32,324

BILLED DEMAND

Annual Demand kW 220.40

MEASURED DEMAND

On-Peak kW 110.20

Off-Peak2 kW 85.10

SUPPLY CAPACITY

Generation kW 92.160

Transmission kW 54.750

Delivery charges

Monthly service charge		\$370.81
Charges for delivering electric to you:		
Annual Demand	220,400 kW x \$1.870191	\$412.19
kWh - On-peak	19,489 kWh x \$0.001047	\$20.40
kWh - Off-peak	12,835 kWh x \$0.001047	\$13.44
Societal Benefits	32,324 kWh x \$0.007540	\$243.72
Total electric delivery charges		\$1,060.56

 **Total electric charges** **\$1,060.56**

Price to compare

You are currently buying your electricity from another supplier. If you had been purchasing your electric supply from PSE&G, your cost would be \$3,057.86. This is your price to compare. It varies from month to month depending on your usage.

Your PoD ID is: PE000008948130338751

Electric supply charges - DIRECT ENERGY BUSINESS, LLC

Through the CHOICE Program, you have chosen to purchase electricity from DIRECT ENERGY BUSINESS, LLC. If you have any questions about the electric supply charges below, please contact them directly at (888) 925-9115.

Electric Supplier Charges Are Not Available

 **ACCOUNT NUMBER**
7337837003

 **SERVICE ADDRESS**
CHAMPLAIN TER O/B-FIELD
MONTCLAIR TWP NJ

 **NEXT METER READING** June 8, 2018

 **Details of your electric charges**

Your rate: *General Lighting & Power (GLP)*

Meter # 626051179

Actual reading Apr 10, 2018	1176
<i>Less</i> Estimated reading Mar 12, 2018	1126
Total electric you used in 29 days	50 kWh

BILLED DEMAND

Annual Demand kW 0.60

SUPPLY CAPACITY

Generation kW 0.060

Transmission kW 0.030

Delivery charges

Monthly service charge		\$4.22
Charges for delivering electric to you:		
Annual Demand	0.600 kW x \$2.250000	\$1.35
kWh charges		
For the first	32 kWh x \$0.005000	\$0.16
For the next	18 kWh x \$0.004444	\$0.08
Societal Benefits	50 kWh x \$0.007600	\$0.38
Total electric delivery charges		\$6.19

 **Total electric charges** **\$6.19**

Price to compare




You are currently buying your electricity from another supplier. If you had been purchasing your electric supply from PSE&G, your cost would be \$3.63. This is your price to compare. It varies from month to month depending on your usage.

Your PoD ID is: PE000008184629762503

Electric supply charges - DIRECT ENERGY BUSINESS, LLC

Through the CHOICE Program, you have chosen to purchase electricity from DIRECT ENERGY BUSINESS, LLC. If you have any questions about the electric supply charges below, please contact them directly at (888) 925-9115.

Electric Supplier Charges Are Not Available

 ACCOUNT NUMBER 7337837100	 SERVICE ADDRESS 32 CEDAR AVE NISHUANE MONTCLAIR TWP NJ	 NEXT METER READING June 15, 2018
-----------------------------------------------------------------------------------------------------------------------	-------------------------------------------------------------------------------------------------------------------------------------------------------	-----------------------------------------------------------------------------------------------------------------------------



Details of your electric charges

Your rate: *General Lighting & Power (GLP)*

Meter # 59581092

Actual reading Apr 17, 2018	1856
<i>Less</i> Actual reading Mar 16, 2018	1303
Difference	553
Meter multiplier	30
Total kWh	16,590

BILLED DEMAND

Annual Demand kW 184.80

MEASURED DEMAND

Demand kW 184.80

SUPPLY CAPACITY

Generation kW 77.760

Transmission kW 68.970

Delivery charges

Monthly service charge		\$4.22
Charges for delivering electric to you:		
Annual Demand	184.800 kW x \$2.227543	\$411.65
kWh charges		
For the first	7,770 kWh x \$0.004846	\$37.65
For the next	8,820 kWh x \$0.004618	\$40.73
Societal Benefits	16,590 kWh x \$0.007628	\$126.55
Total electric delivery charges		\$620.80

Price to compare

You are currently buying your electricity from another supplier. If you had been purchasing your electric supply from PSE&G, your cost would be \$2,121.52. This is your price to compare. It varies from month to month depending on your usage.




Your PoD ID is: PE000009434847145191

 **Total electric charges** \$620.80

Electric supply charges - DIRECT ENERGY BUSINESS, LLC

Through the CHOICE Program, you have chosen to purchase electricity from DIRECT ENERGY BUSINESS, LLC. If you have any questions about the electric supply charges below, please contact them directly at (888) 925-9115.

Electric Supplier Charges Are Not Available

 ACCOUNT NUMBER 7337837208	 SERVICE ADDRESS 20 EDMONT RD EDMONT MONTCLAIR TWP NJ	 NEXT METER READING June 15, 2018
-------------------------------------------------------------------------------------------------------------------------	-------------------------------------------------------------------------------------------------------------------------------------------------------	-------------------------------------------------------------------------------------------------------------------------------

Details of your gas charges

Your rate: Large Volume Gas (LVG)

Meter # 2209380

Actual reading Apr 17, 2018	81889
<i>Less</i> Actual reading Mar 16, 2018	78976
Difference	2,913

Converted to CCF x 1.012	2,947.956
Converted to therms x 1.036	3,054.082
Total gas you used in 32 days	3,054.082 therms

Delivery charges

Monthly service charge	\$106.75
Charges for delivering gas to you:	
For the First: 469,000 therms x \$0.050490	\$23.68
For the Next: 962,110 therms x \$0.044018	\$42.35
For the Next: 1,091,972 therms x \$0.041943	\$45.80
For the Next: 531,000 therms x \$0.043936	\$23.33
Societal Benefits 3,054.082 therms x \$0.043797	\$133.76
Total gas delivery charges	\$375.67

 **Total gas charges** **\$375.67**

Details of your electric charges

Your rate: General Lighting & Power (GLP)

Meter # 1205063

Actual reading Apr 17, 2018	313
<i>Less</i> Actual reading Mar 16, 2018	52
Difference	261
Meter multiplier	30
Total kWh	7,830

Delivery charges

Monthly service charge	\$4.22
Charges for delivering electric to you:	
Annual Demand 73,800 kW x \$2.227507	\$164.39
kWh charges	
For the first 3,660 kWh x \$0.004844	\$17.73
For the next 4,170 kWh x \$0.004619	\$19.26
Societal Benefits 7,830 kWh x \$0.007628	\$59.73
Total electric delivery charges	\$265.33

 **Total electric charges** **\$265.33**

Gas Deliveries

Bill Period deliveries	2,577.25
Imbalance	476.83

The imbalance of 476.83 will be applied to your Gas Deliveries in the month of July. The amount and month applied may differ if you are switching third party suppliers or your account requires an adjustment.

Price to compare

A history of PSE&G's monthly Basic Gas Supply Service (BGSS) prices are located on our website at www.pseg.com.

Your PoD ID is: PG000011140101445191

BILLED DEMAND

Annual Demand kW 73.80

MEASURED DEMAND

Demand kW 73.80

SUPPLY CAPACITY

Generation kW 38.240

Transmission kW 35.930

Price to compare




You are currently buying your electricity from another supplier. If you had been purchasing your electric supply from PSE&G, your cost would be \$1,042.51. This is your price to compare. It varies from month to month depending on your usage.

Your PoD ID is: PE000011140102245191

Electric supply charges - DIRECT ENERGY BUSINESS, LLC

Through the CHOICE Program, you have chosen to purchase electricity from DIRECT ENERGY BUSINESS, LLC. If you have any questions about the electric supply charges below, please contact them directly at (888) 925-9115.

Electric Supplier Charges Are Not Available

 ACCOUNT NUMBER 7337837305	 SERVICE ADDRESS 22 VALLEY RD BD OF ED MONTCLAIR TWP NJ	 NEXT METER READING June 6, 2018
-----------------------------------------------------------------------------------------------------------------------	-------------------------------------------------------------------------------------------------------------------------------------------------------	----------------------------------------------------------------------------------------------------------------------------

Details of your gas charges

Your rate: *General Service Gas (GSG)*

Meter # 4223501

Actual reading Apr 6, 2018	2718	
<i>Less</i> Actual reading Mar 6, 2018	2252	
Difference	466	
Converted to CCF x 1.012	471.592	
Converted to therms x 1.037	489.041	
Total gas you used in 31 days	489.041	therms

Delivery charges

Monthly service charge		\$12.85
Charges for delivering gas to you:		
For the First:	393.542 therms x \$0.276692	\$108.89
For the Next:	95.499 therms x \$0.263458	\$25.16
Societal Benefits	489.041 therms x \$0.043902	\$21.47
Total gas delivery charges		\$168.37

 **Total gas charges** **\$168.37**

Details of your gas charges

Your rate: *Large Volume Gas (LVG)*

Meter # 3637119

Actual reading Apr 9, 2018	435167	
<i>Less</i> Estimated reading Mar 8, 2018	418779	
Difference	16,388	
Converted to CCF x 1.012	16,584.656	
Converted to therms x 1.037	17,198.288	
Total gas you used in 32 days	17,198.288	therms

Gas Deliveries

Bill Period deliveries	551.77
Imbalance	-62.73

The imbalance of -62.73 will be applied to your Gas Deliveries in the month of July. The amount and month applied may differ if you are switching third party suppliers or your account requires an adjustment.

Price to compare

A history of PSE&G's monthly Basic Gas Supply Service (BGSS) prices are located on our website at www.pseg.com.

Your PoD ID is: PG000009908906245191

Price to compare

A history of PSE&G's monthly Basic Gas Supply Service (BGSS) prices are located on our website at www.pseg.com.

Your PoD ID is: PG000011965185945191

Delivery charges

Monthly service charge		\$106.75
Charges for delivering gas to you:		
For the First:	12,169.221 therms x \$0.044014	\$535.62
For the Next:	719.000 therms x \$0.050487	\$36.30
For the Next:	4,029.067 therms x \$0.041940	\$168.98
For the Next:	281.000 therms x \$0.043950	\$12.35
Societal Benefits	17,198.288 therms x \$0.043878	\$754.62

Total gas delivery charges \$1,614.62

Supply charges

Cost of gas supplied by PSE&G:		
	17,198.288 therms x \$0.506109	\$8,704.20

Total gas supply charges \$8,704.20

 **Total gas charges \$10,318.82**



Details of your electric charges

Your rate: *General Lighting & Power (GLP)*

Meter # 678000415

Actual reading Apr 9, 2018	96238
<i>Less</i> Estimated reading Mar 8, 2018	95919
Difference	319
Meter multiplier	30
Total kWh	9,570

Delivery charges

Monthly service charge		\$4.22
Charges for delivering electric to you:		
Annual Demand	79.800 kW x \$2.261404	\$180.46
kWh charges		
For the first	6,870 kWh x \$0.004846	\$33.29
For the next	2,700 kWh x \$0.004619	\$12.47
Societal Benefits	9,570 kWh x \$0.007497	\$71.75

Total electric delivery charges \$302.19

 **Total electric charges \$302.19**

Electric supply charges - DIRECT ENERGY BUSINESS, LLC

Through the CHOICE Program, you have chosen to purchase electricity from DIRECT ENERGY BUSINESS, LLC. If you have any questions about the electric supply charges below, please contact them directly at (888) 925-9115.

Electric Supplier Charges Are Not Available

BILLED DEMAND	
Annual Demand kW	79.80
MEASURED DEMAND	
Demand kW	79.80
SUPPLY CAPACITY	
Generation kW	43.440
Transmission kW	41.900

Price to compare

You are currently buying your electricity from another supplier. If you had been purchasing your electric supply from PSE&G, your cost would be \$1,239.98. This is your price to compare. It varies from month to month depending on your usage.

Your PoD ID is: PE000009908907045191

 ACCOUNT NUMBER 7337837402	 SERVICE ADDRESS 299 N FULLERTON AVE WATCHUNG MONTCLAIR TWP NJ	 NEXT METER READING June 15, 2018
-----------------------------------------------------------------------------------------------------------------------	--------------------------------------------------------------------------------------------------------------------------------------------------------------	-----------------------------------------------------------------------------------------------------------------------------

Details of your gas charges

Your rate: *Large Volume Gas (LVG)*

Meter # 3010325

Actual reading Apr 17, 2018	56584
<i>Less</i> Actual reading Feb 14, 2018	49808
Difference	6,776

Converted to CCF x 1.012	6,857.312
Converted to therms x 1.037	7,112.502
Total gas used in 62 days	7,112.502 therms

Delivery charges

Monthly service charge		\$213.50
Charges for delivering gas to you:		
For the First:	1,469.000 therms x \$0.050490	\$74.17
For the Next:	4,159.971 therms x \$0.044015	\$183.10
For the Next:	952.531 therms x \$0.041941	\$39.95
For the Next:	531.000 therms x \$0.043936	\$23.33
Demand	249.527 therms x \$4.270800	\$1,065.68
<i>The highest average daily use of gas over the most recent billing months of November to March.</i>		
Balancing Charge	4,301.370 therms x \$0.113134	\$486.63
Societal Benefits	7,112.502 therms x \$0.043890	\$312.17
Total gas delivery charges		\$2,398.53

 **Total gas charges** **\$2,398.53**

Details of your electric charges

Your rate: *General Lighting & Power (GLP)*

Meter # 52895559

Actual reading Apr 17, 2018	2573
<i>Less</i> Actual reading Feb 14, 2018	1283
Difference	1,290
Meter multiplier	30
Total kWh	38,700

Delivery charges

Monthly service charge		\$8.44
Charges for delivering electric to you:		
Annual Demand	193.500 kW x \$3.012868	\$582.99
kWh charges		
For the first	9,510 kWh x \$0.004817	\$45.81
For the next	19,440 kWh x \$0.004845	\$94.18
For the next	9,750 kWh x \$0.004618	\$45.03
Societal Benefits	38,700 kWh x \$0.007481	\$289.52
Total electric delivery charges		\$1,065.97

Gas Deliveries

Bill Period deliveries	4,583.44
Imbalance	-261.86

The imbalance of -261.86 will be applied to your Gas Deliveries in the month of July. The amount and month applied may differ if you are switching third party suppliers or your account requires an adjustment.

About the balancing charge

The balancing charge includes pipeline, storage and other costs associated with seasonal peaks in usage. It applies during the heating season from November to March.

Price to compare

A history of PSE&G's monthly Basic Gas Supply Service (BGSS) prices are located on our website at www.pseg.com.

Your PoD ID is: PG000008219967045191

BILLED DEMAND

Annual Demand kW 193.50

MEASURED DEMAND

Demand kW 193.50

SUPPLY CAPACITY

Generation kW 72.560

Transmission kW 60.760

 **Total electric charges** **\$1,065.97**

Price to compare

You are currently buying your electricity from another supplier. If you had been purchasing your electric supply from PSE&G, your cost would be \$4,434.45. This is your price to compare. It varies from month to month depending on your usage.

Your PoD ID is: PE000008219968845191

Other charges and credits

Elec Billing From Mar 16, 2018	✓	Apr 26, 2018	-\$2,277.06
Cancelled			
Gas Billing From Mar 16, 2018	✓	Apr 26, 2018	-\$2,045.69
Cancelled			

Total other charges and credits **\$4,322.75 CR**

Electric supply charges - DIRECT ENERGY BUSINESS, LLC

Through the CHOICE Program, you have chosen to purchase electricity from DIRECT ENERGY BUSINESS, LLC. If you have any questions about the electric supply charges below, please contact them directly at (888) 925-9115.

Adjustments	\$0.00
Current charges	\$3,309.14

 **Total DIRECT ENERGY BUSINESS, LLC Charges** **\$3,309.14**

 **ACCOUNT NUMBER**
7337837518

 **SERVICE ADDRESS**
173 BELLEVUE AVE GAS ACCT
MONTCLAIR TWP NJ

 **NEXT METER READING** June 15, 2018

 **Details of your gas charges**

Your rate: *General Service Gas Heating - GSG (HTG)*

Meter # 2414297

Actual reading Apr 17, 2018	72413
<i>Less</i> Actual reading Mar 16, 2018	72208
Difference	205

Converted to CCF x 1.012	207.460
Converted to therms x 1.036	214.929
Total gas you used in 32 days	214.929 therms

Gas Deliveries

Bill Period deliveries	319.22
Imbalance	-104.29

The imbalance of -104.29 will be applied to your Gas Deliveries in the month of July. The amount and month applied may differ if you are switching third party suppliers or your account requires an adjustment.

Delivery charges

Monthly service charge		\$12.50
Charges for delivering gas to you:		
For the First:	100.649 therms x \$0.276704	\$27.85
For the Next:	114.280 therms x \$0.263476	\$30.11
Societal Benefits	214.929 therms x \$0.043782	\$9.41
Total gas delivery charges		\$79.87


 **Total gas charges** **\$79.87**

Price to compare

A history of PSE&G's monthly Basic Gas Supply Service (BGSS) prices are located on our website at www.pseg.com.

Your PoD ID is: PG000008219969680717

 **ACCOUNT NUMBER**
7337837607

 **SERVICE ADDRESS**
28 ESSEX AVE
MONTCLAIR TWP NJ

 **NEXT METER READING** June 15, 2018

Details of your gas charges

Your rate: *Large Volume Gas (LVG)*

Meter # 3165741

Actual reading Apr 17, 2018	44014
<i>Less</i> Estimated reading Mar 16, 2018	40579
Difference	3,435

Converted to CCF x 1.012	3,476.220
Converted to therms x 1.036	3,601.364
Total gas you used in 32 days	3,601.364 therms

Delivery charges

Monthly service charge		\$106.75
Charges for delivering gas to you:		
For the First:	1,218.976 therms x \$0.044012	\$53.65
For the Next:	469.000 therms x \$0.050490	\$23.68
For the Next:	1,382.388 therms x \$0.041942	\$57.98
For the Next:	531.000 therms x \$0.043936	\$23.33
Societal Benefits	3,601.364 therms x \$0.043797	\$157.73
Total gas delivery charges		\$423.12

 **Total gas charges** **\$423.12**

Gas Deliveries

Bill Period deliveries	1,759.63
Imbalance	1,841.73

The imbalance of 1,841.73 will be applied to your Gas Deliveries in the month of July. The amount and month applied may differ if you are switching third party suppliers or your account requires an adjustment.

Price to compare

A history of PSE&G's monthly Basic Gas Supply Service (BGSS) prices are located on our website at www.pseg.com.

Your PoD ID is: PG000007977730678939

Details of your electric charges

Your rate: *General Lighting & Power (GLP)*

Meter # 9195583

Estimated reading Apr 17, 2018	12637
<i>Less</i> Estimated reading Mar 16, 2018	12523
Difference	114
Meter multiplier	120
Total kWh	13,680

BILLED DEMAND

Annual Demand kW 96.00

MEASURED DEMAND

Demand kW 96.00

SUPPLY CAPACITY

Generation kW 50.960

Transmission kW 49.320

Delivery charges

Monthly service charge		\$4.22
Charges for delivering electric to you:		
Annual Demand	96,000 kW x \$2.227500	\$213.84
kWh charges		
For the first	6,360 kWh x \$0.004844	\$30.81
For the next	7,320 kWh x \$0.004617	\$33.80
Societal Benefits	13,680 kWh x \$0.007630	\$104.38
Total electric delivery charges		\$387.05

 **Total electric charges** \$387.05

 **Details of your electric charges**

Your rate: *General Lighting & Power (GLP)*

Meter # 638000167

Estimated reading Apr 17, 2018	34151
<i>Less</i> Estimated reading Mar 16, 2018	33964
Difference	187
Meter multiplier	20
Total kWh	3,740

Delivery charges

Monthly service charge		\$4.22
Charges for delivering electric to you:		
Annual Demand	30,400 kW x \$2.227632	\$67.72
kWh charges		
For the first	1,740 kWh x \$0.004845	\$8.43
For the next	2,000 kWh x \$0.004620	\$9.24
Societal Benefits	3,740 kWh x \$0.007631	\$28.54
Total electric delivery charges		\$118.15

 **Total electric charges** \$118.15

Electric supply charges - DIRECT ENERGY BUSINESS, LLC

Through the CHOICE Program, you have chosen to purchase electricity from DIRECT ENERGY BUSINESS, LLC. If you have any questions about the electric supply charges below, please contact them directly at (888) 925-9115.

Electric Supplier Charges Are Not Available

Price to compare

You are currently buying your electricity from another supplier. If you had been purchasing your electric supply from PSE&G, your cost would be \$1,597.14. This is your price to compare. It varies from month to month depending on your usage.

Your PoD ID is: PE000007977731478939

BILLED DEMAND

Annual Demand kW 30.40

MEASURED DEMAND

Demand kW 30.40

SUPPLY CAPACITY

Generation kW 7.340

Transmission kW 7.510

Price to compare

You are currently buying your electricity from another supplier. If you had been purchasing your electric supply from PSE&G, your cost would be \$339.91. This is your price to compare. It varies from month to month depending on your usage.

Your PoD ID is: PE000007977732278939

 **ACCOUNT NUMBER**
7337837704

 **SERVICE ADDRESS**
603 GROVE ST N W ELEM
MONTCLAIR TWP NJ

 **NEXT METER READING** June 15, 2018

Details of your gas charges

Your rate: *Large Volume Gas (LVG)*

Meter # 2209360

Actual reading Apr 17, 2018	99893
<i>Less</i> Estimated reading Mar 16, 2018	97546
Difference	2,347

Converted to CCF x 1.034	2,426.563
Converted to therms x 1.036	2,513.920
Total gas you used in 32 days	2,513.920 therms

Delivery charges

Monthly service charge	\$106.75
Charges for delivering gas to you:	
For the First: 709.232 therms x \$0.044019	\$31.22
For the Next: 469.000 therms x \$0.050490	\$23.68
For the Next: 804.688 therms x \$0.041942	\$33.75
For the Next: 531.000 therms x \$0.043936	\$23.33
Societal Benefits 2,513.920 therms x \$0.043792	\$110.09
Total gas delivery charges	\$328.82

 **Total gas charges** **\$328.82**

Details of your electric charges

Your rate: *General Lighting & Power (GLP)*

Meter # 678001516

Actual reading Apr 17, 2018	37671
<i>Less</i> Estimated reading Mar 16, 2018	37396
Difference	275
Meter multiplier	75
Total kWh	20,625

Delivery charges

Monthly service charge	\$4.22
Charges for delivering electric to you:	
Annual Demand 180.000 kW x \$2.227500	\$400.95
kWh charges	
For the first 9,600 kWh x \$0.004845	\$46.51
For the next 11,025 kWh x \$0.004618	\$50.91
Societal Benefits 20,625 kWh x \$0.007630	\$157.36
Total electric delivery charges	\$659.95

 **Total electric charges** **\$659.95**

Gas Deliveries

Bill Period deliveries	2,402.83
Imbalance	111.09

The imbalance of 111.09 will be applied to your Gas Deliveries in the month of July. The amount and month applied may differ if you are switching third party suppliers or your account requires an adjustment.

Price to compare

A history of PSE&G's monthly Basic Gas Supply Service (BGSS) prices are located on our website at www.pseg.com.

Your PoD ID is: PG000008704508445191

BILLED DEMAND

Annual Demand kW 180.00

MEASURED DEMAND

Demand kW 180.00

SUPPLY CAPACITY

Generation kW 105.080

Transmission kW 99.690

Price to compare

You are currently buying your electricity from another supplier. If you had been purchasing your electric supply from PSE&G, your cost would be \$2,820.09. This is your price to compare. It varies from month to month depending on your usage.

Your PoD ID is: PE000008704509245191

Electric supply charges - DIRECT ENERGY BUSINESS, LLC

Through the CHOICE Program, you have chosen to purchase electricity from DIRECT ENERGY BUSINESS, LLC. If you have any questions about the electric supply charges below, please contact them directly at (888) 925-9115.

Electric Supplier Charges Are Not Available

 **ACCOUNT NUMBER**
7337837801

 **SERVICE ADDRESS**
MIDLAND AVE
MONTCLAIR TWP NJ

 **NEXT METER READING** June 15, 2018



Details of your electric charges

Your rate: *General Lighting & Power (GLP)*

Meter # 134019815

Actual reading Apr 17, 2018	34258
<i>Less</i> Actual reading Mar 16, 2018	34258
Total electric you used in 32 days	0 kWh

SUPPLY CAPACITY

Generation kW	0.000
Transmission kW	0.000

Delivery charges

Monthly service charge	\$4.22
Total electric delivery charges	\$4.22

 **Total electric charges** **\$4.22**

Price to compare

You are currently buying your electricity from another supplier. If you had been purchasing your electric supply from PSE&G, your cost would be \$0.01. This is your price to compare. It varies from month to month depending on your usage.

Your PoD ID is: PE000011384048278916

Electric supply charges - DIRECT ENERGY BUSINESS, LLC

Through the CHOICE Program, you have chosen to purchase electricity from DIRECT ENERGY BUSINESS, LLC. If you have any questions about the electric supply charges below, please contact them directly at (888) 925-9115.

Electric Supplier Charges Are Not Available

 **ACCOUNT NUMBER**
7337837909

 **SERVICE ADDRESS**
CHURCH ST & NW COR
MONTCLAIR TWP NJ

 **NEXT METER READING** June 4, 2018


Your unmetered electric charges

Your rate: *General Lighting & Power (GLP)*

USAGE

For the period Apr 5, 2018 to May 3, 2018 : 30 kWh

Delivery charges

Fixed services		\$1.95
Charges for delivering electric to you:		
Annual Demand	0.300 kW x \$4.333333	\$1.30
kWh charges	30 kWh x \$0.004618	\$0.14
Societal Benefits	30 kWh x \$0.008000	\$0.24
Facilities charge		\$4.09
Total electric delivery charges		\$7.72
 Total unmetered electric charges		\$7.72

BILLED DEMAND

Annual Demand kW 0.30

SUPPLY CAPACITY

Generation kW 0.290
 Transmission kW 0.260

Price to compare



If you want to consider getting your electric supply from another supplier, you can compare their price with ours. This month, your cost for energy supply is \$5.98. This price to compare varies from month to month, depending on your usage.

Your PoD ID is: PE000011818803678780

Electric supply charges - DIRECT ENERGY BUSINESS, LLC

Through the CHOICE Program, you have chosen to purchase electricity from DIRECT ENERGY BUSINESS, LLC. If you have any questions about the electric supply charges below, please contact them directly at (888) 925-9115.

Electric Supplier Charges Are Not Available

 ACCOUNT NUMBER 7337838018	 SERVICE ADDRESS 141 PARK ST GAS ACCT MONTCLAIR TWP NJ	 NEXT METER READING June 15, 2018
-------------------------------------------------------------------------------------------------------------------------	--------------------------------------------------------------------------------------------------------------------------------------------------------	------------------------------------------------------------------------------------------------------------------------------

Details of your gas charges

Your rate: *Large Volume Gas (LVG)*

Meter # 3637994

Actual reading Apr 17, 2018	340660
<i>Less</i> Estimated reading Mar 16, 2018	335648
Difference	5,012
Converted to CCF x 1.034	5,181.907
Converted to therms x 1.036	5,368.455
Total gas you used in 32 days	5,368.455 therms

Gas Deliveries

Bill Period deliveries 6,765.93
 Imbalance -1,397.47

The imbalance of -1,397.47 will be applied to your Gas Deliveries in the month of July. The amount and month applied may differ if you are switching third party suppliers or your account requires an adjustment.

Price to compare

A history of PSE&G's monthly Basic Gas Supply Service (BGSS) prices are located on our website at www.pseg.com.


Your PoD ID is: PG000010163338638751

Delivery charges

Monthly service charge		\$106.75
Charges for delivering gas to you:		
For the First:	2,047.062 therms x \$0.044014	\$90.10
For the Next:	469.000 therms x \$0.050490	\$23.68
For the Next:	2,321.393 therms x \$0.041940	\$97.36
For the Next:	531.000 therms x \$0.043936	\$23.33
Societal Benefits	5,368.455 therms x \$0.043795	\$235.11

Total gas delivery charges \$576.33

 **Total gas charges \$576.33**

 ACCOUNT NUMBER 7337838107	 SERVICE ADDRESS 41 CHESTNUT ST ARENA MONTCLAIR TWP NJ	
-----------------------------------------------------------------------------------------------------------------------	------------------------------------------------------------------------------------------------------------------------------------------------------	--

 ACCOUNT NUMBER 7337838204	 SERVICE ADDRESS 54 ORANGE RD MONTCLAIR TWP NJ	 NEXT METER READING June 15, 2018
-----------------------------------------------------------------------------------------------------------------------	----------------------------------------------------------------------------------------------------------------------------------------------	-----------------------------------------------------------------------------------------------------------------------------



Details of your electric charges

Your rate: *General Lighting & Power (GLP)*

Meter # 278003480

Estimated reading Apr 17, 2018	838
<i>Less</i> Actual reading Mar 16, 2018	222
Difference	616
Meter multiplier	30
Total kWh	18,480

BILLED DEMAND

Annual Demand kW 109.20

MEASURED DEMAND

Demand kW 109.20

SUPPLY CAPACITY

Generation kW 72.510

Transmission kW 62.080

Delivery charges

Monthly service charge		\$4.22
Charges for delivering electric to you:		
Annual Demand	109,200 kW x \$2.227564	\$243.25
kWh charges		
For the first	8,640 kWh x \$0.004845	\$41.86
For the next	9,840 kWh x \$0.004618	\$45.44
Societal Benefits	18,480 kWh x \$0.007629	\$140.98

Total electric delivery charges \$475.75

 **Total electric charges \$475.75**

Price to compare

You are currently buying your electricity from another supplier. If you had been purchasing your electric supply from PSE&G, your cost would be \$2,137.67. This is your price to compare. It varies from month to month depending on your usage.

Your PoD ID is: PE000009434846378760

 ACCOUNT NUMBER 7337838301	 SERVICE ADDRESS 32 CEDAR AVE MONTCLAIR TWP NJ	 NEXT METER READING June 15, 2018
-------------------------------------------------------------------------------------------------------------------------	------------------------------------------------------------------------------------------------------------------------------------------------	-------------------------------------------------------------------------------------------------------------------------------

Details of your gas charges

Your rate: *Large Volume Gas (LVG)*

Meter # 3929120

Actual reading Apr 17, 2018	36693
<i>Less</i> Actual reading Mar 16, 2018	31633
Difference	5,060

Converted to CCF x 1.068	5,405.092
Converted to therms x 1.036	5,599.675
Total gas you used in 32 days	5,599.675 therms

Delivery charges

Monthly service charge	\$106.75
Charges for delivering gas to you:	
For the First: 2,154.879 therms x \$0.044012	\$94.84
For the Next: 469.000 therms x \$0.050490	\$23.68
For the Next: 2,444.796 therms x \$0.041942	\$102.54
For the Next: 531.000 therms x \$0.043936	\$23.33
Societal Benefits 5,599.675 therms x \$0.043795	\$245.24
Total gas delivery charges	\$596.38

 **Total gas charges \$596.38**

Gas Deliveries


Bill Period deliveries	4,407.41
Imbalance	1,192.26

The imbalance of 1,192.26 will be applied to your Gas Deliveries in the month of July. The amount and month applied may differ if you are switching third party suppliers or your account requires an adjustment.

Price to compare

A history of PSE&G's monthly Basic Gas Supply Service (BGSS) prices are located on our website at www.pseg.com.

Your PoD ID is: PG000009676840338751

 **ACCOUNT NUMBER**
7337838409

 **SERVICE ADDRESS**
176 N FULLERTON AVE RENA MID
MONTCLAIR TWP NJ

 **NEXT METER READING** June 15, 2018

Details of your gas charges

Your rate: *Large Volume Gas (LVG)*

Meter # 2415310

Actual reading Apr 17, 2018	97842
<i>Less</i> Actual reading Mar 16, 2018	95272
Difference	2,570

Converted to CCF x 1.034	2,657.123
Converted to therms x 1.036	2,752.779
Total gas you used in 32 days	2,752.779 therms

Delivery charges

Monthly service charge	\$106.75
Charges for delivering gas to you:	
For the First: 820.629 therms x \$0.044015	\$36.12
For the Next: 469.000 therms x \$0.050490	\$23.68
For the Next: 932.150 therms x \$0.041946	\$39.10
For the Next: 531.000 therms x \$0.043936	\$23.33
Societal Benefits 2,752.779 therms x \$0.043796	\$120.56
Total gas delivery charges	\$349.54

Gas Deliveries

Bill Period deliveries	2,229.61
Imbalance	523.17

The imbalance of 523.17 will be applied to your Gas Deliveries in the month of July. The amount and month applied may differ if you are switching third party suppliers or your account requires an adjustment.

Price to compare

A history of PSE&G's monthly Basic Gas Supply Service (BGSS) prices are located on our website at www.pseg.com.

Your PoD ID is: PG000011627847445191

 **Total gas charges** **\$349.54**

 **Details of your electric charges**
 Your rate: *General Lighting & Power (GLP)*

Meter # 278002714

Actual reading Apr 17, 2018	5382
<i>Less</i> Actual reading Mar 16, 2018	5045
Difference	337
Meter multiplier	45
Total kWh	15,165

BILLED DEMAND

Annual Demand kW 148.60

MEASURED DEMAND

Demand kW 148.60

SUPPLY CAPACITY

Generation kW 74.500

Transmission kW 65.390

Delivery charges

Monthly service charge		\$4.22
Charges for delivering electric to you:		
Annual Demand	148,600 kW x \$2.227524	\$331.01
kWh charges		
For the first	7,065 kWh x \$0.004845	\$34.23
For the next	8,100 kWh x \$0.004619	\$37.41
Societal Benefits	15,165 kWh x \$0.007629	\$115.70
Total electric delivery charges		\$522.57

Price to compare

You are currently buying your electricity from another supplier. If you had been purchasing your electric supply from PSE&G, your cost would be \$1,982.31. This is your price to compare. It varies from month to month depending on your usage.


Your PoD ID is: PE000011627848245191

 **Total electric charges** **\$522.57**

Electric supply charges - DIRECT ENERGY BUSINESS, LLC

Through the CHOICE Program, you have chosen to purchase electricity from DIRECT ENERGY BUSINESS, LLC. If you have any questions about the electric supply charges below, please contact them directly at (888) 925-9115.

Electric Supplier Charges Are Not Available

 **ACCOUNT NUMBER**
7337838506

 **SERVICE ADDRESS**
VARIOUS LOCATIONS LTG
MONTCLAIR TWP NJ

 **NEXT METER READING** June 4, 2018

 **Your unmetered electric charges**

Your rate: *Body Politic Lighting (BPL)*

USAGE

For the period Apr 5, 2018 to May 3, 2018 : 8,246 kWh

Delivery charges

Fixture charge \$1,059.60

Charges for delivering electric to you:

kWh charges 8,246 kWh x \$0.025808 \$212.81

Total electric delivery charges \$1,272.41

 **Total unmetered electric charges \$1,272.41**

Price to compare

If you want to consider getting your electric supply from another supplier, you can compare their price with ours. This month, your cost for energy supply is \$412.91. This price to compare varies from month to month, depending on your usage.

Your PoD ID's are: PE000011818852345191 and PE000011939060745191

Electric supply charges - TriEagle Energy, LP

Through the CHOICE Program, you have chosen to purchase electricity from TriEagle Energy, LP. If you have any questions about the electric supply charges below, please contact them directly at (877) 933-2453.

Electric Supplier Charges Are Not Available

 ACCOUNT NUMBER 7337838603	 SERVICE ADDRESS 176 N FULLERTON AVE MONTCLAIR TWP NJ	 NEXT METER READING June 4, 2018
-------------------------------------------------------------------------------------------------------------------------	-------------------------------------------------------------------------------------------------------------------------------------------------------	-----------------------------------------------------------------------------------------------------------------------------

 **Your unmetered electric charges**

Your rate: *Body Politic Lighting (BPL)*

USAGE

For the period Apr 5, 2018 to May 3, 2018 : 136 kWh

Delivery charges

Fixture charge \$20.88

Charges for delivering electric to you:

kWh charges 136 kWh x \$0.025807 \$3.51

Total electric delivery charges \$24.39

 **Total unmetered electric charges \$24.39**

Price to compare

If you want to consider getting your electric supply from another supplier, you can compare their price with ours. This month, your cost for energy supply is \$6.82. This price to compare varies from month to month, depending on your usage.

Your PoD ID is: PE000011818747580574

Electric supply charges - TriEagle Energy, LP

Through the CHOICE Program, you have chosen to purchase electricity from TriEagle Energy, LP. If you have any questions about the electric supply charges below, please contact them directly at (877) 933-2453.

Electric Supplier Charges Are Not Available



ACCOUNT NUMBER

7389579005



SERVICE ADDRESS

41 CHESTNUT ST ARENA
MONTCLAIR TWP NJ



NEXT METER READING June 15, 2018

Shut-off notice
Total amount due **\$18,297.44**
See shut-off notice below for payment details

Your energy bill

Bill date: April 20, 2018
For the period: March 16, 2018 to April 16, 2018

Message Center

**** SHUT-OFF NOTICE ****
1-800-357-2262 (Mon-Fri, 7:30 AM - 8:00 PM)

Your bill is now past due. Payment of \$13,205.04 must be received by 5/7/2018 or service may be shut off. A security deposit may be required if late payments continue. A statement of customer rights and fees is shown on the reverse side.

Si en el futuro usted desea recibir la notificación de desconexión de servicio en español, por favor llame al 1-800-357-2262.

Your PSE&G bill got a makeover! Beginning this month, your bill has a fresh, new look that is larger, easier to read, and delivers more helpful information. To see what's changed, see the enclosed insert.

NEXT METER READING May 15, 2018

How to contact us

1-855-BIZ-PSEG (249-7734)
Customer service: 7am to 5:30pm Mon to Fri, Closed on weekends and holidays
Emergencies / outages: 24 hours daily
TTY for the hearing impaired 1 800 225-0072

Visit pseg.com/myaccount to access your account anytime

Text us. Register for MyAlerts by texting **REG** to 4PSEG(47734)
> Text **OUT** to report an outage.

[facebook.com/pseg](https://www.facebook.com/pseg)

twitter.com/psegdelivers

MONTCLAIR TWP OF BOARD OF EDUCATION

ACCOUNT NUMBER
4207950400

SERVICE ADDRESS
51 WASHINGTON ST SCHOOL
MONTCLAIR TWP NJ 07042

Your billing summary


Balance remaining from your last bill

PSE&G balance from last bill	\$13,225.04
Balance remaining from your last bill	\$13,225.04

This month's charges and credits

Electric charges - PSE&G for 1 meter	\$1,520.22
<i>Plus</i> Electric supply charges - DIRECT ENERGY BUSINESS, LLC	\$3,550.18
<i>Plus</i> Meter Product Charges	\$2.00
This month's charges and credits	\$5,072.40

Total amount due by May 7, 2018 **\$18,297.44**



Statement of customer's rights

If you have any billing or service questions, you should first call PSE&G at **1-800-436-7734** between 7am and 8pm, Monday through Friday, or between 7am and 5pm on Saturdays or visit one of our customer service centers. You may have counsel or third party representation when appearing before PSE&G to contest a bona fide disputed charge.

If you are not able to make a payment, we may be able to help you by setting up a reasonable payment arrangement. You can discuss your options by visiting one of our customer service centers, or by calling our credit and collection center at **1-800-357-2262** between 7:30am and 8pm, Monday through Friday.

If you are not able to resolve a dispute with us, you may contact the New Jersey Board of Public Utilities to ask them to help you resolve it. PSE&G operates under the authority of the Board.

The Board's address is:
44 South Clinton Avenue,
Trenton, NJ 08625
Phone: 1 609 341-9188,
Toll free 1 800 624-0241.

You may also ask for a formal hearing with the Board to discuss your dispute.

If you contact the Board within five days of trying to resolve your dispute with us, we will not shut off service to you because you haven't paid your bill. However, you must pay all other charges that you're not disputing.

If your service is shut off

If we shut off your service because you fail to pay outstanding charges, we will charge a reconnection fee of \$45.00 for each service when you do pay the amount you owe. We may not be able to restore your service on the date you make your payment. We may also require you to pay a security deposit.

You can avoid paying a security deposit and earning a poor credit rating with PSE&G by paying your bills by their due date. A fee of \$30.00 will be charged if a visit is made to collect past due bills. A late payment fee may be charged for past due bills.

Details of your electric charges

Your rate: *Large Power & Lighting Secondary (LPLS)*

Meter # 9213653	Usage In
Actual reading Apr 16, 2018	21767
<i>Less</i> Actual reading Mar 16, 2018	21181
Multiplier	80
On-peak kWh In	24,370
Off-peak kWh In	22,533
Total kWh In	46,903

Meter # 9213653	Usage Out
Actual reading Apr 16, 2018	1911
<i>Less</i> Actual reading Mar 16, 2018	1852
Multiplier	80
On-peak kWh Out	388
Off-peak kWh Out	4,270
Total kWh Out	4,658
Net Usage	42,245
On-peak	23,982
Off-peak	18,263

Delivery charges

Monthly service charge	\$370.81
Charges for delivering electric to you:	
Annual Demand 211.200 kW x \$3.713	\$784.14
<i>The highest Measured Demand in any time period in the current month.</i>	
kWh - On-peak 23,982 kWh x \$0.001	\$25.11
<i>Energy consumed between 8am-10pm, Monday to Friday.</i>	
kWh - Off-peak 18,263 kWh x \$0.001	\$19.12
<i>Energy consumed outside peak hours.</i>	
Societal Benefits 42,245 kWh x \$0.008	\$321.04
<i>This charge recovers the cost of government mandated programs designed to achieve public policy goals, such as energy conservation.</i>	
Total electric delivery charges	\$1,520.22

 **Total electric charges** **\$1,520.22**

MEASURED DEMAND

On-Peak kW	203.20
Off-Peak1 kW	0.00
Off-Peak2 kW	211.20

Measured Demand is the maximum use of electricity at any time during a monthly time period, as measured by your meter.

BILLED DEMAND

Annual Demand kW	211.20
------------------	--------

SUPPLY CAPACITY

Generation kW	0.000
Transmission kW	36.540

Supply capacity is required to serve the system's annual peak usage. The above supply capacity represents your share of these facilities, in kilowatts (kW). It is calculated based on your peak usage from the previous summer. Supply capacity values are updated periodically throughout the year and are prorated based on your service period.

Price to compare

You are currently buying your electricity from another supplier. If you had been purchasing your electric supply from PSE&G, your cost would be \$2,878.37. This is your *price to compare*. It varies from month to month depending on your usage.

Your PoD ID is: PE000011897052480545 – Your PoD ID is your Point of Delivery identification within PSE&G's system.



Net Metering Program

Date	Time of use	kWh delivered to you (IN)	kWh delivered to PSE&G (OUT)	Difference (NET)	kWh billed to you	Cumulative kWh
Jun 17	On	26,479	274	26,205	26,205	0
	Off	16,351	3,950	12,401	12,401	0
Jul 17	On	16,679	3,763	12,916	12,916	0
	Off	14,210	3,522	10,688	10,688	0
Aug 17	On	10,432	2,230	8,202	8,202	0
	Off	14,411	3,049	11,362	11,362	0
Sep 17	On	14,876	3,501	11,375	11,375	0
	Off	13,273	4,438	8,835	8,835	0
Oct 17	On	32,312	27	32,285	32,285	0
	Off	16,723	2,561	14,162	14,162	0
Nov 17	On	27,100	135	26,965	26,965	0
	Off	16,051	1,209	14,842	14,842	0
Dec 17	On	34,252	478	33,774	33,774	0
	Off	23,283	1,157	22,126	22,126	0
Jan 18	On	37,636	133	37,503	37,503	0
	Off	38,722	497	38,225	38,225	0
Feb 18	On	34,444	0	34,444	34,444	0
	Off	25,256	777	24,479	24,479	0
Mar 18	On	33,098	0	33,098	33,098	0
	Off	23,831	820	23,011	23,011	0
Apr 18	On	24,370	388	23,982	23,982	0
	Off	22,533	4,270	18,263	18,263	0

Your net metering

As a net metering customer, you'll receive a bill every month based on your "net consumption" of electricity by time period (on/off peak), measured in kilowatt-hours (kWh). The net consumption is the difference between the amount of electricity drawn from PSE&G when your generating system is not meeting your energy needs and the amount you delivered when you were producing in excess to your energy needs.



Shut-off notice
Total amount due **\$30,358.07**
See shut-off notice below for payment details

Your energy bill

Bill date: April 18, 2018
For the period: March 16, 2018 to April 16, 2018

Message Center

**** SHUT-OFF NOTICE ****
1-800-357-2262 (Mon-Fri, 7:30 AM - 8:00 PM)

Your bill is now past due. Payment of \$24,713.64 must be received by 5/3/2018 or service may be shut off. A security deposit may be required if late payments continue. A statement of customer rights and fees is shown on the reverse side.

Si en el futuro usted desea recibir la notificación de desconexión de servicio en español, por favor llame al 1-800-357-2262.

Your PSE&G bill got a makeover! Beginning this month, your bill has a fresh, new look that is larger, easier to read, and delivers more helpful information. To see what's changed, see the enclosed insert.

NEXT METER READING May 15, 2018

How to contact us

1-855-BIZ-PSEG (249-7734)
Customer service: 7am to 5:30pm Mon to Fri, Closed on weekends and holidays
Emergencies / outages: 24 hours daily
TTY for the hearing impaired 1 800 225-0072

Visit pseg.com/myaccount to access your account anytime

Text us. Register for MyAlerts by texting **REG** to 4PSEG(47734)
> Text **OUT** to report an outage.

[facebook.com/pseg](https://www.facebook.com/pseg)

twitter.com/psegdelivers

MONTCLAIR BD OF ED
MONTCLAIR TWP OF

ACCOUNT NUMBER
4200345609

SERVICE ADDRESS
173 BELLEVUE AVE HEBRON MID
MONTCLAIR TWP NJ 07043-1818

Your billing summary


Balance remaining from your last bill

PSE&G balance from last bill \$24,713.64
Balance remaining from your last bill \$24,713.64

This month's charges and credits

Electric charges - PSE&G for 1 meter \$5,644.43
This month's charges and credits \$5,644.43

Total amount due by May 3, 2018 \$30,358.07



Statement of customer's rights

If you have any billing or service questions, you should first call PSE&G at **1-800-436-7734** between 7am and 8pm, Monday through Friday, or between 7am and 5pm on Saturdays or visit one of our customer service centers. You may have counsel or third party representation when appearing before PSE&G to contest a bona fide disputed charge.

If you are not able to make a payment, we may be able to help you by setting up a reasonable payment arrangement. You can discuss your options by visiting one of our customer service centers, or by calling our credit and collection center at **1-800-357-2262** between 7:30am and 8pm, Monday through Friday.

If you are not able to resolve a dispute with us, you may contact the New Jersey Board of Public Utilities to ask them to help you resolve it. PSE&G operates under the authority of the Board.

The Board's address is:
44 South Clinton Avenue,
Trenton, NJ 08625
Phone: 1 609 341-9188,
Toll free 1 800 624-0241.

You may also ask for a formal hearing with the Board to discuss your dispute.

If you contact the Board within five days of trying to resolve your dispute with us, we will not shut off service to you because you haven't paid your bill. However, you must pay all other charges that you're not disputing.

If your service is shut off

If we shut off your service because you fail to pay outstanding charges, we will charge a reconnection fee of \$45.00 for each service when you do pay the amount you owe. We may not be able to restore your service on the date you make your payment. We may also require you to pay a security deposit.

You can avoid paying a security deposit and earning a poor credit rating with PSE&G by paying your bills by their due date. A fee of \$30.00 will be charged if a visit is made to collect past due bills. A late payment fee may be charged for past due bills.

Details of your electric charges

Your rate: *Large Power & Lighting Secondary (LPLS)*

Meter # 9205674	Usage
Reading Apr 16, 2018	
On-Peak Actual	4979
Reading Mar 16, 2018	
Less On-Peak Actual	4849
Multiplier	400
Total On kWh	30,470
Total Off kWh	21,647
Total kWh	52,117

Delivery charges

Monthly service charge		\$370.81
Charges for delivering electric to you:		
Annual Demand	188.600 kW x \$3.713	\$700.23
	<i>The highest Measured Demand in any time period in the current month.</i>	
kWh - On-peak	30,470 kWh x \$0.001	\$31.90
	<i>Energy consumed between 8am-10pm, Monday to Friday.</i>	
kWh - Off-peak	21,647 kWh x \$0.001	\$22.66
	<i>Energy consumed outside peak hours.</i>	
Societal Benefits	52,117 kWh x \$0.008	\$395.90
	<i>This charge recovers the cost of government mandated programs designed to achieve public policy goals, such as energy conservation.</i>	

Total electric delivery charges **\$1,521.50**

Supply charges

BGS Capacity		
Generation	64.732 kW x \$6.173	\$399.62
Transmission	61.137 kW x \$9.385	\$573.76
Cost of electric supplied by PSE&G:		
On-peak		
For the first	16,536 kWh x \$0.071	\$1,179.71
For the next	13,934 kWh x \$0.069	\$963.10
Off-peak		
For the first	11,024 kWh x \$0.048	\$524.72
For the next	10,623 kWh x \$0.045	\$482.02

Total electric supply charges **\$4,122.93**

Total electric charges **\$5,644.43**

MEASURED DEMAND

On-Peak kW	188.60
Off-Peak2 kW	170.60

Measured Demand is the maximum use of electricity at any time during a monthly time period, as measured by your meter.

BILLED DEMAND

Annual Demand kW	188.60
------------------	--------

SUPPLY CAPACITY

Generation kW	64.732
Transmission kW	61.137

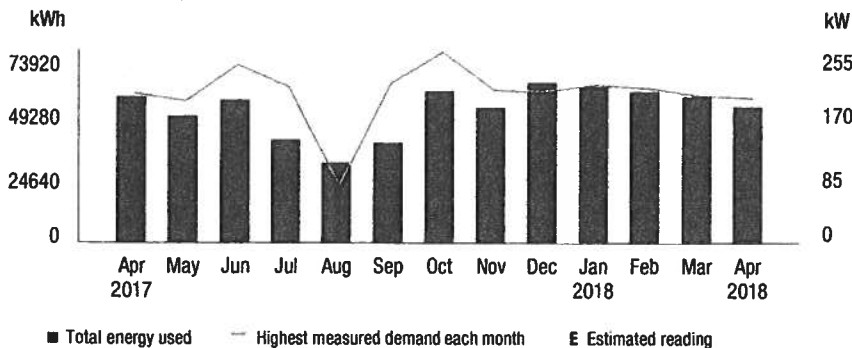
Supply capacity is required to serve the system's annual peak usage. The above supply capacity represents your share of these facilities, in kilowatts (kW). It is calculated based on your peak usage from the previous summer. Supply capacity values are updated periodically throughout the year and are prorated based on your service period.

Price to compare

If you want to consider getting your electric supply from another supplier, you can compare their price with ours. This month, your cost for energy supply is \$4,122.93. This *price to compare* varies from month to month, depending on your usage.

Your PoD ID is: PE000011626834345191 – Your PoD ID is your Point of Delivery identification within PSE&G's system. You will need this number if you are considering enrolling with another supplier.

Your monthly electric use



■ Total energy used ◆ Highest measured demand each month E Estimated reading



Shut-off notice
 Total amount due **\$31,058.67**
 See shut-off notice below for payment details

Your energy bill

Bill date: April 19, 2018
For the period: March 17, 2018 to April 17, 2018

Message Center

**** SHUT-OFF NOTICE ****
1-800-357-2262 (Mon-Fri, 7:30 AM - 8:00 PM)

Your bill is now past due. Payment of \$24,713.64 must be received by 5/4/2018 or service may be shut off. A security deposit may be required if late payments continue. A statement of customer rights and fees is shown on the reverse side.

Si en el futuro usted desea recibir la notificación de desconexión de servicio en español, por favor llame al 1-800-357-2262.

Your PSEG bill got a makeover! Beginning this month, your bill has a fresh, new look that is larger, easier to read, and delivers more helpful information. To see what's changed, see the enclosed insert.

NEXT METER READING May 16, 2018

How to contact us

1-855-BIZ-PSEG (249-7734)
Customer service: 7am to 5:30pm Mon to Fri, Closed on weekends and holidays
Emergencies / outages: 24 hours daily
TTY for the hearing impaired 1 800 225-0072

Visit pseg.com/myaccount to access your account anytime

Text us. Register for MyAlerts by texting **REG** to 4PSEG(47734)
> Text **OUT** to report an outage.

facebook.com/pseg

twitter.com/psegdelivers

MONTCLAIR BD OF ED
MONTCLAIR TWP OF

ACCOUNT NUMBER
4200345609

SERVICE ADDRESS
173 BELLEVUE AVE HEBRON MID
MONTCLAIR TWP NJ 07043-1818

Your billing summary

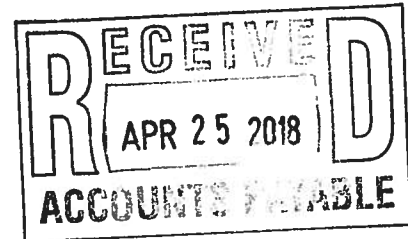
Balance remaining from your last bill

PSE&G balance from last bill	\$30,358.07
Balance remaining from your last bill	\$30,358.07

This month's charges and credits

Gas charges - PSE&G for 1 meter	\$700.60
This month's charges and credits	\$700.60

Total amount due by May 4, 2018 **\$31,058.67**



Statement of customer's rights

If you have any billing or service questions, you should first call PSE&G at **1-800-436-7734** between 7am and 8pm, Monday through Friday, or between 7am and 5pm on Saturdays or visit one of our customer service centers. You may have counsel or third party representation when appearing before PSE&G to contest a bona fide disputed charge.

If you are not able to make a payment, we may be able to help you by setting up a reasonable payment arrangement. You can discuss your options by visiting one of our customer service centers, or by calling our credit and collection center at **1-800-357-2262** between 7:30am and 8pm, Monday through Friday.

If you are not able to resolve a dispute with us, you may contact the New Jersey Board of Public Utilities to ask them to help you resolve it. PSE&G operates under the authority of the Board.

The Board's address is:
44 South Clinton Avenue,
Trenton, NJ 08625
Phone: 1 609 341-9188,
Toll free 1 800 624-0241.

You may also ask for a formal hearing with the Board to discuss your dispute.

If you contact the Board within five days of trying to resolve your dispute with us, we will not shut off service to you because you haven't paid your bill. However, you must pay all other charges that you're not disputing.

If your service is shut off

If we shut off your service because you fail to pay outstanding charges, we will charge a reconnection fee of \$45.00 for each service when you do pay the amount you owe. We may not be able to restore your service on the date you make your payment. We may also require you to pay a security deposit.

You can avoid paying a security deposit and earning a poor credit rating with PSE&G by paying your bills by their due date. A fee of \$30.00 will be charged if a visit is made to collect past due bills. A late payment fee may be charged for past due bills.

**MONTCLAIR BD OF ED
MONTCLAIR TWP OF**

Your account number: **4200345609**
Invoice Number: 600005345298



Details of your gas charges

Your rate: *Large Volume Gas (LVG)*

Meter # 3637662	Usage
Actual reading Apr 17, 2018	344279
<i>Less</i> Actual reading Mar 16, 2018	337929
Difference	6,350
Converted to CCF x 1.034	6,565.265
Converted to therms x 1.036	6,801.615
Total gas you used in 32 days	6,801.615 therms

Delivery charges

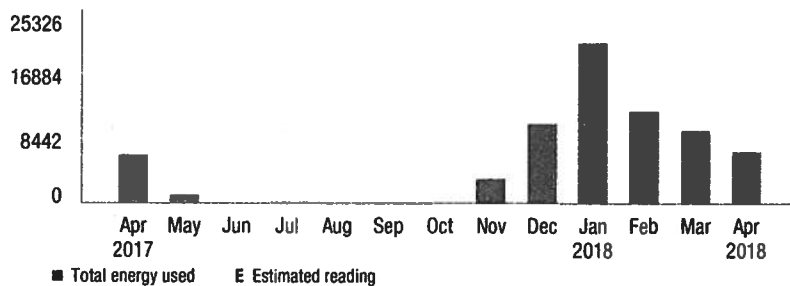
Monthly service charge		\$106.75
Charges for delivering gas to you:		
For the First	469.000 therms x \$0.050	\$23.68
For the Next	2,718.654 therms x \$0.044	\$119.66
For the Next	531.000 therms x \$0.044	\$23.33
For the Next	3,082.961 therms x \$0.042	\$129.30
Societal Benefits	6,801.615 therms x \$0.044	\$297.88
<i>This charge recovers the cost of government mandated programs designed to achieve public policy goals, such as energy conservation.</i>		

Total gas delivery charges \$700.60

Total gas charges \$700.60

Your monthly gas use

Therms



Visit MyAccount for more details regarding your energy usage.

Gas Deliveries

Bill Period deliveries	6,640.46
Imbalance	161.15

The imbalance of 161.15 will be applied to your Gas Deliveries in the month of June. The amount and month applied may differ if you are switching third party suppliers or your account requires an adjustment.

Price to compare

A history of PSE&G's monthly Basic Gas Supply Service (BGSS) prices are located on our website at www.pseg.com.

Your PoD ID is: PG000011626833545191 – Your PoD ID is your Point of Delivery identification within PSE&G's system.





Shut-off notice
 Total amount due **\$30,617.46**
 See shut-off notice below for payment details

Your energy bill

Bill date: April 19, 2018
For the period: March 17, 2018 to April 17, 2018

Message Center

**** SHUT-OFF NOTICE ****
1-800-357-2262 (Mon-Fri, 7:30 AM - 8:00 PM)

Your bill is now past due. Payment of \$20,209.23 must be received by 5/4/2018 or service may be shut off. A security deposit may be required if late payments continue. A statement of customer rights and fees is shown on the reverse side.

Si en el futuro usted desea recibir la notificación de desconexión de servicio en español, por favor llame al 1-800-357-2262.

Your PSEG&G bill got a makeover! Beginning this month, your bill has a fresh, new look that is larger, easier to read, and delivers more helpful information. To see what's changed, see the enclosed insert.

**▶ MONTCLAIR BD OF ED
 TWSP OF MONTCLAIR**

ACCOUNT NUMBER
 4200351900

SERVICE ADDRESS
 100 CHESTNUT ST HIGH SCH
 MONTCLAIR TWP NJ 07042-2908

⊖ NEXT METER READING May 16, 2018

How to contact us

1-855-BIZ-PSEG (249-7734)
Customer service: 7am to 5:30pm Mon to Fri, Closed on weekends and holidays
Emergencies / outages: 24 hours daily
TTY for the hearing impaired 1 800 225-0072

▶ Visit pseg.com/myaccount to access your account anytime

📱 Text us. Register for MyAlerts by texting **REG** to 4PSEG(47734)
 > Text **OUT** to report an outage.

f facebook.com/pseg **t** twitter.com/psegdelivers

Your billing summary

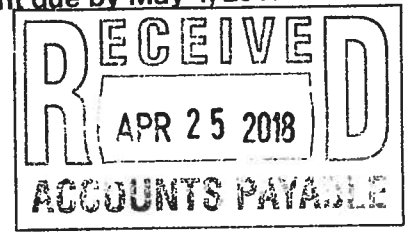
Balance remaining from your last bill

PSE&G balance from last bill	\$29,436.56
Balance remaining from your last bill	\$29,436.56

This month's charges and credits

Gas charges - PSE&G for 2 meters	\$1,180.90
This month's charges and credits	\$1,180.90

Total amount due by May 4, 2018 **\$30,617.46**



Statement of customer's rights

If you have any billing or service questions, you should first call PSE&G at **1-800-436-7734** between 7am and 8pm, Monday through Friday, or between 7am and 5pm on Saturdays or visit one of our customer service centers. You may have counsel or third party representation when appearing before PSE&G to contest a bona fide disputed charge.

If you are not able to make a payment, we may be able to help you by setting up a reasonable payment arrangement. You can discuss your options by visiting one of our customer service centers, or by calling our credit and collection center at **1-800-357-2262** between 7:30am and 8pm, Monday through Friday.

If you are not able to resolve a dispute with us, you may contact the New Jersey Board of Public Utilities to ask them to help you resolve it. PSE&G operates under the authority of the Board.

The Board's address is:
44 South Clinton Avenue,
Trenton, NJ 08625
Phone: 1 609 341-9188,
Toll free 1 800 624-0241.

You may also ask for a formal hearing with the Board to discuss your dispute.

If you contact the Board within five days of trying to resolve your dispute with us, we will not shut off service to you because you haven't paid your bill. However, you must pay all other charges that you're not disputing.

If your service is shut off

If we shut off your service because you fail to pay outstanding charges, we will charge a reconnection fee of \$45.00 for each service when you do pay the amount you owe. We may not be able to restore your service on the date you make your payment. We may also require you to pay a security deposit.

You can avoid paying a security deposit and earning a poor credit rating with PSE&G by paying your bills by their due date. A fee of \$30.00 will be charged if a visit is made to collect past due bills. A late payment fee may be charged for past due bills.

**MONTCLAIR BD OF ED
TWSP OF MONTCLAIR**

Your account number: 4200351900
Invoice Number: 600005345300



Details of your gas charges

Your rate: *General Service Gas (GSG)*

Meter # 2579052	Usage
Actual reading Apr 17, 2018	4121
<i>Less</i> Actual reading Mar 16, 2018	3402
Difference	719
Converted to CCF x 1.068	768.036
Converted to therms x 1.036	795.685
Total gas you used in 32 days	795.685 therms

Delivery charges

Monthly service charge		\$12.50
Charges for delivering gas to you:		
For the First	372.943 therms x \$0.277	\$103.19
For the Next	422.742 therms x \$0.263	\$111.37
Societal Benefits	795.685 therms x \$0.044	\$34.85
<i>This charge recovers the cost of government mandated programs designed to achieve public policy goals, such as energy conservation.</i>		

Total gas delivery charges \$261.91

Total gas charges \$261.91

Gas Deliveries

Bill Period deliveries	562.95
Imbalance	232.74

The imbalance of 232.74 will be applied to your Gas Deliveries in the month of June. The amount and month applied may differ if you are switching third party suppliers or your account requires an adjustment.

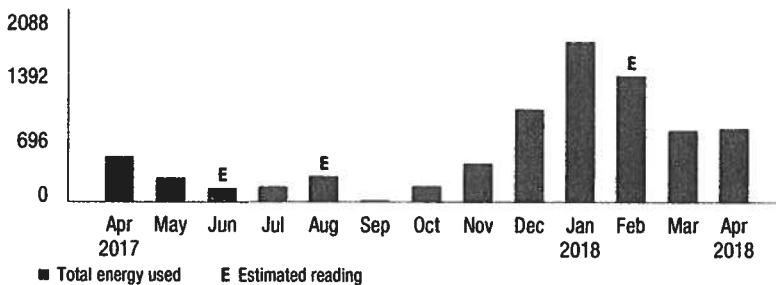
Price to compare

A history of PSE&G's monthly Basic Gas Supply Service (BGSS) prices are located on our website at www.pseg.com.

Your PoD ID is: PG000008461142538751 -
Your PoD ID is your Point of Delivery identification within PSE&G's system.

Your monthly gas use

Therms



Visit MyAccount for more details regarding your energy usage.



**MONTCLAIR BD OF ED
TWSP OF MONTCLAIR**
Your account number: 4200351900
Invoice Number: 600005345300



Details of your gas charges

Your rate: Large Volume Gas (LVG)

Meter # 1784994	Usage
Actual reading Apr 17, 2018	600325
<i>Less</i> Actual reading Mar 16, 2018	591391
Difference	8,934
Converted to CCF x 1.007	8,996.538
Converted to therms x 1.036	9,320.413
Total gas you used in 32 days	9,320.413 therms

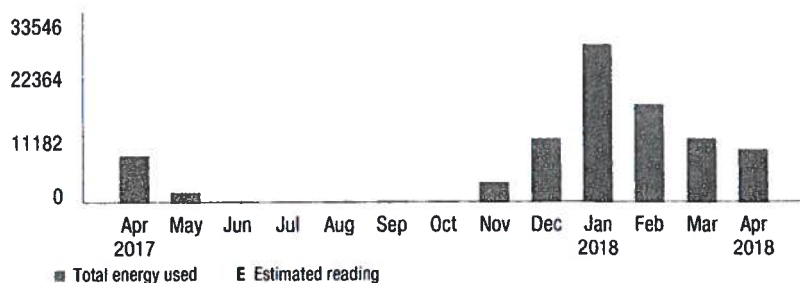
Delivery charges

Monthly service charge		\$106.75
Charges for delivering gas to you:		
For the First	469.000 therms x \$0.050	\$23.68
For the Next	3,899.096 therms x \$0.044	\$171.61
For the Next	531.000 therms x \$0.044	\$23.33
For the Next	4,421.317 therms x \$0.042	\$185.43
Societal Benefits	9,320.413 therms x \$0.044	\$408.19
Total gas delivery charges		\$918.99

Total gas charges **\$918.99**

Your monthly gas use

Therms



Visit MyAccount for more details regarding your energy usage.

Gas Deliveries

Bill Period deliveries	8,493.14
Imbalance	827.28

The imbalance of 827.28 will be applied to your Gas Deliveries in the month of June. The amount and month applied may differ if you are switching third party suppliers or your account requires an adjustment.

Price to compare

A history of PSE&G's monthly Basic Gas Supply Service (BGSS) prices are located on our website at www.pseg.com.

Your PoD ID is: PG000008461143338751 –
Your PoD ID is your Point of Delivery identification within PSE&G's system.



PSEG

We make things work for you.

Your energy bill

Message Center

**** SHUT-OFF NOTICE ****
1-800-357-2262 (Mon-Fri, 7:30 AM - 8:00 PM)

Your bill is now past due. Payment of \$20,209.23 must be received by 5/3/2018 or service may be shut off. A security deposit may be required if late payments continue. A statement of customer rights and fees is shown on the reverse side.

Si en el futuro usted desea recibir la notificación de desconexión de servicio en español, por favor llame al 1-800-357-2262.

Your PSEG bill got a makeover! Beginning this month, your bill has a fresh, new look that is larger, easier to read, and delivers more helpful information. To see what's changed, see the enclosed insert.

NEXT METER READING May 11, 2018

How to contact us

1-855-BIZ-PSEG (249-7734)
Customer service: 7am to 5:30pm Mon to Fri, Closed on weekends and holidays
Emergencies / outages: 24 hours daily
TTY for the hearing impaired 1 800 225-0072

Visit pseg.com/myaccount to access your account anytime

Text us. Register for MyAlerts by texting **REG** to 4PSEG(47734)
> Text **OUT** to report an outage.

[facebook.com/pseg](https://www.facebook.com/pseg)

twitter.com/psegdelivers

Shut-off notice
Total amount due

\$29,436.56

See shut-off notice below for payment details

Bill date: April 18, 2018

For the period: March 14, 2018 to April 12, 2018

**MONTCLAIR BD OF ED
TWSP OF MONTCLAIR**

ACCOUNT NUMBER
4200351900

SERVICE ADDRESS
100 CHESTNUT ST HIGH SCH
MONTCLAIR TWP NJ 07042-2908

Your billing summary


Balance remaining from your last bill

PSE&G balance from last bill \$20,217.23
Balance remaining from your last bill **\$20,217.23**

This month's charges and credits

Electric charges - PSE&G for 1 meter \$2,236.75
Electric supply charges - DIRECT ENERGY BUSINESS, LLC \$6,980.58
Plus Meter Product Charges \$2.00
This month's charges and credits **\$9,219.33**

Total amount due by May 3, 2018 **\$29,436.56**



Statement of customer's rights

If you have any billing or service questions, you should first call PSE&G at **1-800-436-7734** between 7am and 8pm, Monday through Friday, or between 7am and 5pm on Saturdays or visit one of our customer service centers. You may have counsel or third party representation when appearing before PSE&G to contest a bona fide disputed charge.

If you are not able to make a payment, we may be able to help you by setting up a reasonable payment arrangement. You can discuss your options by visiting one of our customer service centers, or by calling our credit and collection center at **1-800-357-2262** between 7:30am and 8pm, Monday through Friday.

If you are not able to resolve a dispute with us, you may contact the New Jersey Board of Public Utilities to ask them to help you resolve it. PSE&G operates under the authority of the Board.

The Board's address is:
44 South Clinton Avenue,
Trenton, NJ 08625
Phone: 1 609 341-9188,
Toll free 1 800 624-0241.

You may also ask for a formal hearing with the Board to discuss your dispute.

If you contact the Board within five days of trying to resolve your dispute with us, we will not shut off service to you because you haven't paid your bill. However, you must pay all other charges that you're not disputing.

If your service is shut off

If we shut off your service because you fail to pay outstanding charges, we will charge a reconnection fee of \$45.00 for each service when you do pay the amount you owe. We may not be able to restore your service on the date you make your payment. We may also require you to pay a security deposit.

You can avoid paying a security deposit and earning a poor credit rating with PSE&G by paying your bills by their due date. A fee of \$30.00 will be charged if a visit is made to collect past due bills. A late payment fee may be charged for past due bills.

Details of your electric charges

Your rate: *Large Power & Lighting Secondary (LPLS)*

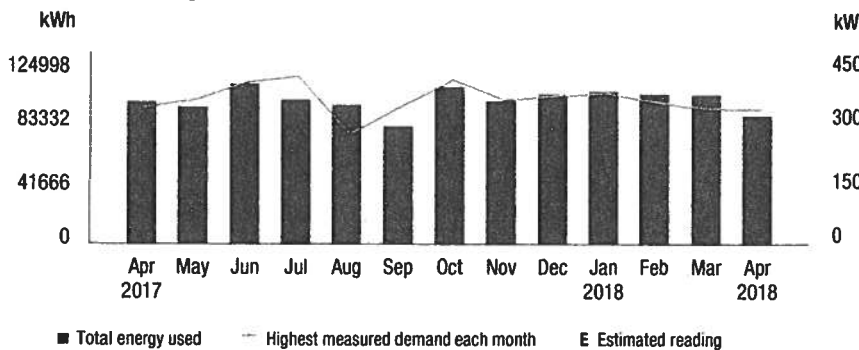
Meter # 9213601	Usage
Reading Apr 12, 2018	
On-Peak Actual	9187
Reading Mar 14, 2018	
Less On-Peak Actual	8979
Multiplier	400
Total On kWh	51,603
Total Off kWh	31,475
Total kWh	83,078

Delivery charges

Monthly service charge		\$370.81
Charges for delivering electric to you:		
Annual Demand	308.200 kW x \$3.740	\$1,152.77
	<i>The highest Measured Demand in any time period in the current month.</i>	
kWh - On-peak	51,603 kWh x \$0.001	\$54.03
	<i>Energy consumed between 8am-10pm, Monday to Friday.</i>	
kWh - Off-peak	31,475 kWh x \$0.001	\$32.95
	<i>Energy consumed outside peak hours.</i>	
Societal Benefits	83,078 kWh x \$0.008	\$626.19
	<i>This charge recovers the cost of government mandated programs designed to achieve public policy goals, such as energy conservation.</i>	
Total electric delivery charges		\$2,236.75

Total electric charges **\$2,236.75**

Your monthly electric use



Visit MyAccount for more details regarding your energy usage.

MEASURED DEMAND

On-Peak kW	308.20
Off-Peak2 kW	238.30

Measured Demand is the maximum use of electricity at any time during a monthly time period, as measured by your meter.

BILLED DEMAND

Annual Demand kW	308.20
------------------	--------

SUPPLY CAPACITY

Generation kW	193.861
Transmission kW	190.324

Supply capacity is required to serve the system's annual peak usage. The above supply capacity represents your share of these facilities, in kilowatts (kW). It is calculated based on your peak usage from the previous summer. Supply capacity values are updated periodically throughout the year and are prorated based on your service period.

Price to compare

You are currently buying your electricity from another supplier. If you had been purchasing your electric supply from PSE&G, your cost would be \$8,096.00. This is your *price to compare*. It varies from month to month depending on your usage.

Your PoD ID is: PE000008461144138751 – Your PoD ID is your Point of Delivery identification within PSE&G's system.



Electric supply charges - DIRECT ENERGY BUSINESS, LLC

Through the CHOICE Program, you have chosen to purchase electricity from DIRECT ENERGY BUSINESS, LLC. If you have any questions about the electric supply charges below, please contact them directly at (888) 925-9115.

Adjustments	\$0.00
Current charges	\$6,980.58

 **Total DIRECT ENERGY BUSINESS, LLC Charges** **\$6,980.58**

Meter products and services

Meter	Description	Amount
E 9213601	Elec web (internet access)	\$2.00
Total meter products and services		\$2.00



Shut-off notice
 Total amount due **\$10,214.77**
 See shut-off notice below for payment details

Your energy bill

Bill date: April 18, 2018
For the period: March 14, 2018 to April 12, 2018

Message Center

**** SHUT-OFF NOTICE ****
 1-800-357-2262 (Mon-Fri, 7:30 AM - 8:00 PM)

Your bill is now past due. Payment of \$6,753.39 must be received by 5/3/2018 or service may be shut off. A security deposit may be required if late payments continue. A statement of customer rights and fees is shown on the reverse side.

Si en el futuro usted desea recibir la notificación de desconexión de servicio en español, por favor llame al 1-800-357-2262.

Your PSE&G bill got a makeover! Beginning this month, your bill has a fresh, new look that is larger, easier to read, and delivers more helpful information. To see what's changed, see the enclosed insert.

NEXT METER READING May 11, 2018

How to contact us

1-855-BIZ-PSEG (249-7734)
Customer service: 7am to 5:30pm Mon to Fri, Closed on weekends and holidays
Emergencies / outages: 24 hours daily
TTY for the hearing impaired 1 800 225-0072

Visit pseg.com/myaccount to access your account anytime

Text us. Register for MyAlerts by texting **REG** to 4PSEG(47734)
 > Text **OUT** to report an outage.

[facebook.com/pseg](https://www.facebook.com/pseg) twitter.com/psegdelivers

MONTCLAIR BD OF ED
MONTCLAIR TWP OF

ACCOUNT NUMBER
 4200776308

SERVICE ADDRESS
 54 ORANGE RD HILLSIDE
 MONTCLAIR TWP NJ 07042-2110

Your billing summary


Balance remaining from your last bill

PSE&G balance from last bill	\$6,783.39
Balance remaining from your last bill	\$6,783.39

This month's charges and credits

Electric charges - PSE&G for 1 meter	\$1,108.07
<i>Plus</i> Electric supply charges - DIRECT ENERGY BUSINESS, LLC	\$2,321.31
<i>Plus</i> Meter Product Charges	\$2.00
This month's charges and credits	\$3,431.38

Total amount due by May 3, 2018 **\$10,214.77**



Statement of customer's rights

If you have any billing or service questions, you should first call PSE&G at **1-800-436-7734** between 7am and 8pm, Monday through Friday, or between 7am and 5pm on Saturdays or visit one of our customer service centers. You may have counsel or third party representation when appearing before PSE&G to contest a bona fide disputed charge.

If you are not able to make a payment, we may be able to help you by setting up a reasonable payment arrangement. You can discuss your options by visiting one of our customer service centers, or by calling our credit and collection center at **1-800-357-2262** between 7:30am and 8pm, Monday through Friday.

If you are not able to resolve a dispute with us, you may contact the New Jersey Board of Public Utilities to ask them to help you resolve it. PSE&G operates under the authority of the Board.

The Board's address is:
44 South Clinton Avenue,
Trenton, NJ 08625
Phone: 1 609 341-9188,
Toll free 1 800 624-0241.

You may also ask for a formal hearing with the Board to discuss your dispute.

If you contact the Board within five days of trying to resolve your dispute with us, we will not shut off service to you because you haven't paid your bill. However, you must pay all other charges that you're not disputing.

If your service is shut off

If we shut off your service because you fail to pay outstanding charges, we will charge a reconnection fee of \$45.00 for each service when you do pay the amount you owe. We may not be able to restore your service on the date you make your payment. We may also require you to pay a security deposit.

You can avoid paying a security deposit and earning a poor credit rating with PSE&G by paying your bills by their due date. A fee of \$30.00 will be charged if a visit is made to collect past due bills. A late payment fee may be charged for past due bills.

Details of your electric charges

Your rate: *Large Power & Lighting Secondary (LPLS)*

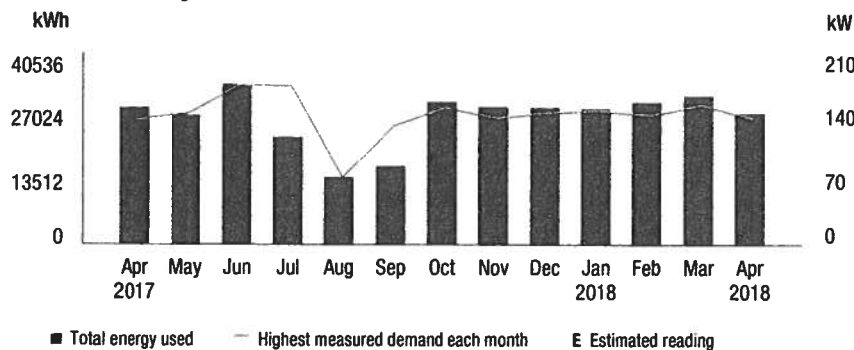
Meter # 9213599	Usage
Reading Apr 12, 2018	
On-Peak Actual	8512
Reading Mar 14, 2018	
Less On-Peak Actual	8282
Multiplier	120
Total On kWh	19,131
Total Off kWh	8,495
Total kWh	27,626

Delivery charges

Monthly service charge		\$370.81
Charges for delivering electric to you:		
Annual Demand	133,900 kW x \$3.740	\$500.83
	<i>The highest Measured Demand in any time period in the current month.</i>	
kWh - On-peak	19,131 kWh x \$0.001	\$20.03
	<i>Energy consumed between 8am-10pm, Monday to Friday.</i>	
kWh - Off-peak	8,495 kWh x \$0.001	\$8.89
	<i>Energy consumed outside peak hours.</i>	
Societal Benefits	27,626 kWh x \$0.008	\$207.51
	<i>This charge recovers the cost of government mandated programs designed to achieve public policy goals, such as energy conservation.</i>	
Total electric delivery charges		\$1,108.07

Total electric charges **\$1,108.07**

Your monthly electric use



Visit MyAccount for more details regarding your energy usage.

MEASURED DEMAND

On-Peak kW	133.90
Off-Peak2 kW	65.50

Measured Demand is the maximum use of electricity at any time during a monthly time period, as measured by your meter.

BILLED DEMAND

Annual Demand kW	133.90
------------------	--------

SUPPLY CAPACITY

Generation kW	35.063
Transmission kW	32.200

Supply capacity is required to serve the system's annual peak usage. The above supply capacity represents your share of these facilities, in kilowatts (kW). It is calculated based on your peak usage from the previous summer. Supply capacity values are updated periodically throughout the year and are prorated based on your service period.

Price to compare

You are currently buying your electricity from another supplier. If you had been purchasing your electric supply from PSE&G, your cost would be \$2,268.79. This is your *price to compare*. It varies from month to month depending on your usage.

Your PoD ID is: PE000010894968645191 -
 Your PoD ID is your Point of Delivery identification within PSE&G's system.



Electric supply charges - DIRECT ENERGY BUSINESS, LLC

Through the CHOICE Program, you have chosen to purchase electricity from DIRECT ENERGY BUSINESS, LLC. If you have any questions about the electric supply charges below, please contact them directly at (888) 925-9115.

Adjustments	\$0.00
Current charges	\$2,321.31

 **Total DIRECT ENERGY BUSINESS, LLC Charges** **\$2,321.31**

Meter products and services

Meter	Description	Amount
E 9213599	Elec web (internet access)	\$2.00
Total meter products and services		\$2.00



Shut-off notice
Total amount due **\$10,316.96**
See shut-off notice below for payment details

Your energy bill

Bill date: April 19, 2018
For the period: March 17, 2018 to April 17, 2018

Message Center

**** SHUT-OFF NOTICE ****
1-800-357-2262 (Mon-Fri, 7:30 AM - 8:00 PM)

Your bill is now past due. Payment of \$6,753.39 must be received by 5/4/2018 or service may be shut off. A security deposit may be required if late payments continue. A statement of customer rights and fees is shown on the reverse side.

Si en el futuro usted desea recibir la notificación de desconexión de servicio en español, por favor llame al 1-800-357-2262.

Your PSE&G bill got a makeover! Beginning this month, your bill has a fresh, new look that is larger, easier to read, and delivers more helpful information. To see what's changed, see the enclosed insert.

▶ MONTCLAIR BD OF ED MONTCLAIR TWP OF

ACCOUNT NUMBER
4200776308

SERVICE ADDRESS
54 ORANGE RD HILLSIDE
MONTCLAIR TWP NJ 07042-2110

Your billing summary

Balance remaining from your last bill

PSE&G balance from last bill	\$10,214.77
Balance remaining from your last bill	\$10,214.77

This month's charges and credits

Gas charges - PSE&G for 1 meter	\$102.19
This month's charges and credits	\$102.19

Total amount due by May 4, 2018 **\$10,316.96**

NEXT METER READING May 16, 2018

How to contact us

1-855-BIZ-PSEG (249-7734)
Customer service: 7am to 5:30pm Mon to Fri, Closed on weekends and holidays
Emergencies / outages: 24 hours daily
TTY for the hearing impaired 1 800 225-0072

Visit pseg.com/myaccount to access your account anytime

Text us. Register for MyAlerts by texting **REG** to 4PSEG(47734)
> Text **OUT** to report an outage.

facebook.com/pseg

twitter.com/psegdelivers

Statement of customer's rights

If you have any billing or service questions, you should first call PSE&G at **1-800-436-7734** between 7am and 8pm, Monday through Friday, or between 7am and 5pm on Saturdays or visit one of our customer service centers. You may have counsel or third party representation when appearing before PSE&G to contest a bona fide disputed charge.

If you are not able to make a payment, we may be able to help you by setting up a reasonable payment arrangement. You can discuss your options by visiting one of our customer service centers, or by calling our credit and collection center at **1-800-357-2262** between 7:30am and 8pm, Monday through Friday.

If you are not able to resolve a dispute with us, you may contact the New Jersey Board of Public Utilities to ask them to help you resolve it. PSE&G operates under the authority of the Board.

The Board's address is:

44 South Clinton Avenue,
Trenton, NJ 08625
Phone: 1 609 341-9188,
Toll free 1 800 624-0241.

You may also ask for a formal hearing with the Board to discuss your dispute.

If you contact the Board within five days of trying to resolve your dispute with us, we will not shut off service to you because you haven't paid your bill. However, you must pay all other charges that you're not disputing.

If your service is shut off

If we shut off your service because you fail to pay outstanding charges, we will charge a reconnection fee of \$45.00 for each service when you do pay the amount you owe. We may not be able to restore your service on the date you make your payment. We may also require you to pay a security deposit.

You can avoid paying a security deposit and earning a poor credit rating with PSE&G by paying your bills by their due date. A fee of \$30.00 will be charged if a visit is made to collect past due bills. A late payment fee may be charged for past due bills.

**MONTCLAIR BD OF ED
MONTCLAIR TWP OF**

Your account number: 4200776308
Invoice Number: 600105348841



Details of your gas charges

Your rate: General Service Gas (GSG)

Meter # 4225127	Usage
Estimated reading Apr 17, 2018	2007
<i>Less</i> Actual reading Mar 16, 2018	1734
Difference	273
Converted to CCF x 1.012	276.276
Converted to therms x 1.036	286.222
Total gas you used in 32 days	286.222 therms

Delivery charges

Monthly service charge	\$12.50
Charges for delivering gas to you:	
For the First	133.151 therms x \$0.277
For the Next	153.071 therms x \$0.263
Societal Benefits	286.222 therms x \$0.044
<i>This charge recovers the cost of government mandated programs designed to achieve public policy goals, such as energy conservation.</i>	

Total gas delivery charges \$102.19

Total gas charges \$102.19

Gas Deliveries

Bill Period deliveries	285.57
Imbalance	0.65

The imbalance of 0.65 will be applied to your Gas Deliveries in the month of June. The amount and month applied may differ if you are switching third party suppliers or your account requires an adjustment.

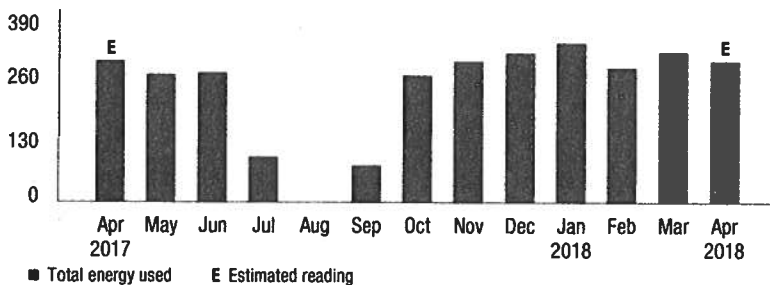
Price to compare

A history of PSE&G's monthly Basic Gas Supply Service (BGSS) prices are located on our website at www.pseg.com.

Your PoD ID is: PG000010894967845191 –
Your PoD ID is your Point of Delivery identification within PSE&G's system.

Your monthly gas use

Therms



Visit MyAccount for more details regarding your energy usage.





PSEG

We make things work for you.



Shut-off notice

Total amount due

\$14,760.57

See shut-off notice below for payment details

Your energy bill

Bill date: April 20, 2018

For the period: March 16, 2018 to April 17, 2018

Message Center

** SHUT-OFF NOTICE **

1-800-357-2262 (Mon-Fri, 7:30 AM - 8:00 PM)

Your bill is now past due. Payment of \$11,189.84 must be received by 5/7/2018 or service may be shut off. A security deposit may be required if late payments continue. A statement of customer rights and fees is shown on the reverse side.

Si en el futuro usted desea recibir la notificación de desconexión de servicio en español, por favor llame al 1-800-357-2262.

Your PSEG bill got a makeover! Beginning this month, your bill has a fresh, new look that is larger, easier to read, and delivers more helpful information. To see what's changed, see the enclosed insert.

NEXT METER READING May 15, 2018

How to contact us

1-855-BIZ-PSEG (249-7734)

Customer service: 7am to 5:30pm Mon to Fri, Closed on weekends and holidays

Emergencies / outages: 24 hours daily

TTY for the hearing impaired 1 800 225-0072

Visit pseg.com/myaccount to access your account anytime

Text us. Register for MyAlerts by texting **REG** to 4PSEG(47734)
> Text **OUT** to report an outage.

[facebook.com/pseg](https://www.facebook.com/pseg)

twitter.com/psegdelivers

**MONTCLAIR BD OF ED
MONTCLAIR TWP OF**

ACCOUNT NUMBER
4200776405

SERVICE ADDRESS
MT HEBRON RD BRADFORD
MONTCLAIR TWP NJ 07042

E=3119.17

Your billing summary

Balance remaining from your last bill


PSEG balance from last bill	\$11,209.84
Balance remaining from your last bill	\$11,209.84

This month's charges and credits

Gas charges - PSEG for 1 meter	\$432.56
<i>Plus</i> Electric charges - PSEG for 1 meter	\$958.63
<i>Plus</i> Electric supply charges - DIRECT ENERGY BUSINESS, LLC	\$2,157.54
<i>Plus</i> Meter Product Charges	\$2.00
This month's charges and credits	\$3,550.73

Total amount due by May 7, 2018

\$14,760.57



Statement of customer's rights

If you have any billing or service questions, you should first call PSE&G at **1-800-436-7734** between 7am and 8pm, Monday through Friday, or between 7am and 5pm on Saturdays or visit one of our customer service centers. You may have counsel or third party representation when appearing before PSE&G to contest a bona fide disputed charge.

If you are not able to make a payment, we may be able to help you by setting up a reasonable payment arrangement. You can discuss your options by visiting one of our customer service centers, or by calling our credit and collection center at **1-800-357-2262** between 7:30am and 8pm, Monday through Friday.

If you are not able to resolve a dispute with us, you may contact the New Jersey Board of Public Utilities to ask them to help you resolve it. PSE&G operates under the authority of the Board.

The Board's address is:
44 South Clinton Avenue,
Trenton, NJ 08625
Phone: 1 609 341-9188,
Toll free 1 800 624-0241.

You may also ask for a formal hearing with the Board to discuss your dispute.

If you contact the Board within five days of trying to resolve your dispute with us, we will not shut off service to you because you haven't paid your bill. However, you must pay all other charges that you're not disputing.

If your service is shut off

If we shut off your service because you fail to pay outstanding charges, we will charge a reconnection fee of \$45.00 for each service when you do pay the amount you owe. We may not be able to restore your service on the date you make your payment. We may also require you to pay a security deposit.

You can avoid paying a security deposit and earning a poor credit rating with PSE&G by paying your bills by their due date. A fee of \$30.00 will be charged if a visit is made to collect past due bills. A late payment fee may be charged for past due bills.



Details of your gas charges

Your rate: *Large Volume Gas (LVG)*

Meter # 2283375	Usage
Actual reading Apr 17, 2018	40337
<i>Less</i> Estimated reading Mar 16, 2018	36873
Difference	3,464
Converted to CCF x 1.034	3,581.430
Converted to therms x 1.036	3,710.361
Total gas you used in 32 days	3,710.361 therms

Delivery charges

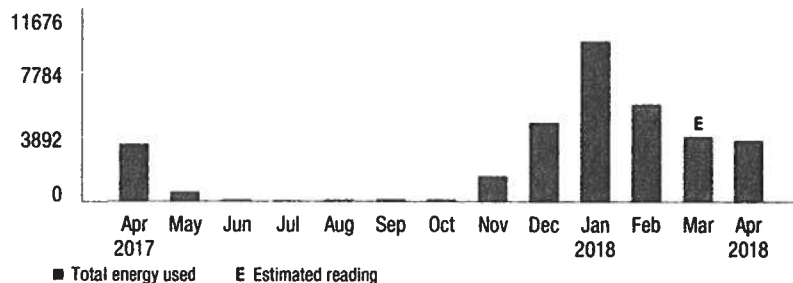
Monthly service charge		\$106.75
Charges for delivering gas to you:		
For the First	469.000 therms x \$0.050	\$23.68
For the Next	1,269.428 therms x \$0.044	\$55.87
For the Next	531.000 therms x \$0.044	\$23.33
For the Next	1,440.933 therms x \$0.042	\$60.43
Societal Benefits	3,710.361 therms x \$0.044	\$162.50
<i>This charge recovers the cost of government mandated programs designed to achieve public policy goals, such as energy conservation.</i>		

Total gas delivery charges \$432.56

Total gas charges \$432.56

Your monthly gas use

Therms



Visit MyAccount for more details regarding your energy usage.

Gas Deliveries

Bill Period deliveries	3,138.47
Imbalance	571.89

The imbalance of 571.89 will be applied to your Gas Deliveries in the month of June. The amount and month applied may differ if you are switching third party suppliers or your account requires an adjustment.

Price to compare

A history of PSE&G's monthly Basic Gas Supply Service (BGSS) prices are located on our website at www.pseg.com.

Your PoD ID is: PG000010894971045191 – Your PoD ID is your Point of Delivery identification within PSE&G's system.



Details of your electric charges

Your rate: Large Power & Lighting Secondary (LPLS)

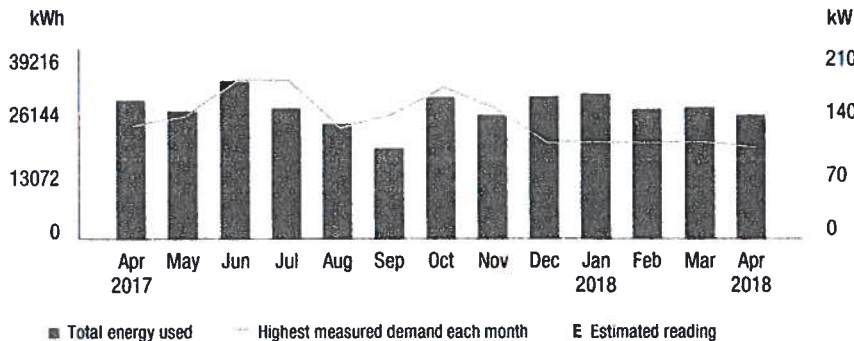
Meter # 9213517	Usage
Reading Apr 16, 2018	
On-Peak Actual	8860
Reading Mar 16, 2018	
Less On-Peak Actual	8646
Multiplier	120
Total On kWh	15,601
Total Off kWh	10,072
Total kWh	25,673

Delivery charges

Monthly service charge		\$370.81
Charges for delivering electric to you:		
Annual Demand	98.500 kW x \$3.713	\$365.71
	<i>The highest Measured Demand in any time period in the current month.</i>	
kWh - On-peak	15,601 kWh x \$0.001	\$16.33
	<i>Energy consumed between 8am-10pm, Monday to Friday.</i>	
kWh - Off-peak	10,072 kWh x \$0.001	\$10.55
	<i>Energy consumed outside peak hours.</i>	
Societal Benefits	25,673 kWh x \$0.008	\$195.23
Total electric delivery charges		\$958.63

Total electric charges \$958.63

Your monthly electric use



Visit MyAccount for more details regarding your energy usage.

MEASURED DEMAND

On-Peak kW	98.50
Off-Peak2 kW	76.00

Measured Demand is the maximum use of electricity at any time during a monthly time period, as measured by your meter.

BILLED DEMAND

Annual Demand kW	98.50
------------------	-------

SUPPLY CAPACITY

Generation kW	63.979
Transmission kW	49.995

Supply capacity is required to serve the system's annual peak usage. The above supply capacity represents your share of these facilities, in kilowatts (kW). It is calculated based on your peak usage from the previous summer. Supply capacity values are updated periodically throughout the year and are prorated based on your service period.

Price to compare

You are currently buying your electricity from another supplier. If you had been purchasing your electric supply from PSE&G, your cost would be \$2,428.80. This is your *price to compare*. It varies from month to month depending on your usage.

Your PoD ID is: PE000010894972845191 –
Your PoD ID is your Point of Delivery identification within PSE&G's system.

MONTCLAIR BD OF ED
MONTCLAIR TWP OF
Your account number: 4200776405
 Invoice Number: 602805378043

Electric supply charges - DIRECT ENERGY BUSINESS, LLC

Through the CHOICE Program, you have chosen to purchase electricity from DIRECT ENERGY BUSINESS, LLC. If you have any questions about the electric supply charges below, please contact them directly at (888) 925-9115.

Adjustments	\$0.00
Current charges	\$2,157.54

 Total DIRECT ENERGY BUSINESS, LLC Charges	\$2,157.54
----------------------------------------------------------------------------------------------------------------------------------------	-------------------

Meter products and services

Meter	Description	Amount
E 9213517	Elec web (internet access)	\$2.00
Total meter products and services		\$2.00



1

2

www.zaner-bloser.de

3

4